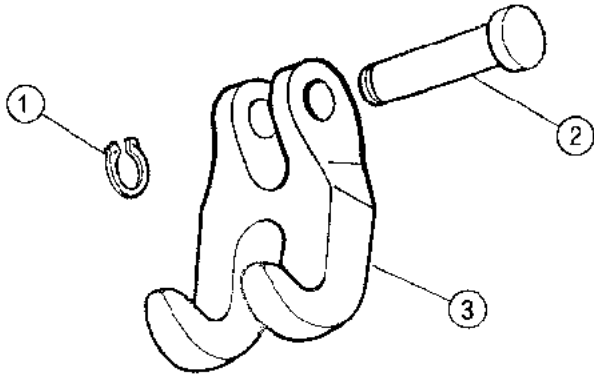


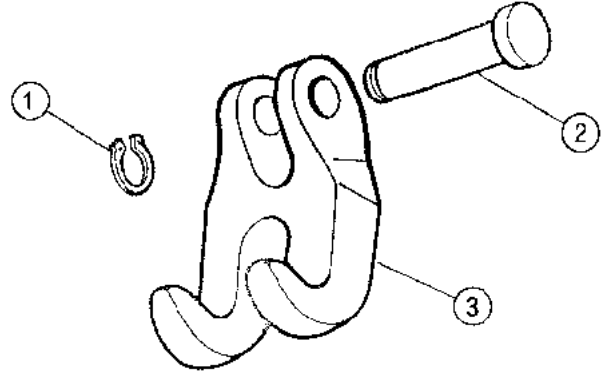
DOUBLE HOOK - FORK ENDModel: **RE92/04****PARTS DETAILS**

Item	Part No.	Description
1	184.C0010105	Circlip, D14
2	184.D5054700	Pin, D14x48x22
3	184.D2530500	Hook, Double

For a copy of our latest catalogue and promotions call us on 01284 757525 and leave your full name, address and postcode.

SEALEY POWER PRODUCTS	Sole UK Distributor, Sealey Group, Bury St. Edmunds, Suffolk.	E-mail: sales@sealey.co.uk Web: www.sealey.co.uk
01284 757500	01284 703534	

RE92/04 - 1 - 250902

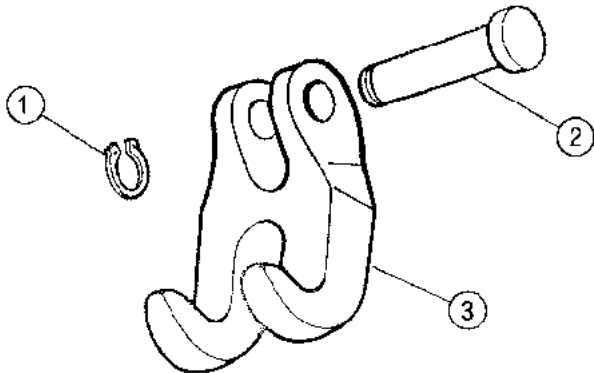
DOUBLE HOOK - FORK ENDModel: **RE92/04****PARTS DETAILS**

Item	Part No.	Description
1	184.C0010105	Circlip, D14
2	184.D5054700	Pin, D14x48x22
3	184.D2530500	Hook, Double

For a copy of our latest catalogue and promotions call us on 01284 757525 and leave your full name, address and postcode.

SEALEY POWER PRODUCTS	Sole UK Distributor, Sealey Group, Bury St. Edmunds, Suffolk.	E-mail: sales@sealey.co.uk Web: www.sealey.co.uk
01284 757500	01284 703534	

RE92/04 - 1 - 250902

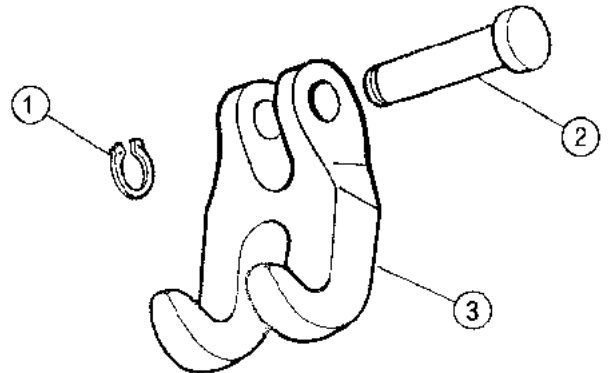
DOUBLE HOOK - FORK ENDModel: **RE92/04****PARTS DETAILS**

Item	Part No.	Description
1	184.C0010105	Circlip, D14
2	184.D5054700	Pin, D14x48x22
3	184.D2530500	Hook, Double

For a copy of our latest catalogue and promotions call us on 01284 757525 and leave your full name, address and postcode.

SEALEY POWER PRODUCTS	Sole UK Distributor, Sealey Group, Bury St. Edmunds, Suffolk.	E-mail: sales@sealey.co.uk Web: www.sealey.co.uk
01284 757500	01284 703534	

RE92/04 - 1 - 250902

DOUBLE HOOK - FORK ENDModel: **RE92/04****PARTS DETAILS**

Item	Part No.	Description
1	184.C0010105	Circlip, D14
2	184.D5054700	Pin, D14x48x22
3	184.D2530500	Hook, Double

For a copy of our latest catalogue and promotions call us on 01284 757525 and leave your full name, address and postcode.

SEALEY POWER PRODUCTS	Sole UK Distributor, Sealey Group, Bury St. Edmunds, Suffolk.	E-mail: sales@sealey.co.uk Web: www.sealey.co.uk
01284 757500	01284 703534	

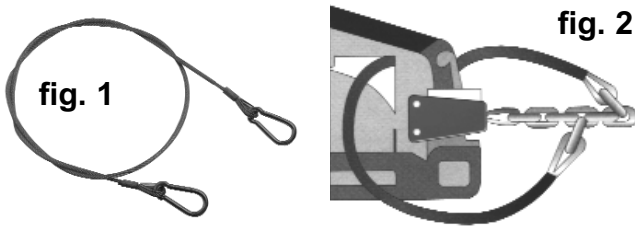
RE92/04 - 1 - 250902

SAFETY WARNING

This product should not be used without a safety cable. In the event of the puller/clamp becoming detached from the vehicle bodywork when under tension a safety cable will minimise the risk of serious injury.

Pull Clamp Safety Cable (fig.1), Model Number RE92/SC, is available from your Sealey dealer.

After attaching the puller/clamp to the bodywork, but before applying any tension, one end of the safety cable should be clipped to the puller/clamp chain and the other end passed through the bodywork and then also clipped to the chain, as shown in fig. 2.



For a copy of our latest catalogue and promotions call us on 01284 757525 and leave your full name, address and postcode.

SEALEY POWER PRODUCTS	Sole UK Distributor, Sealey Group, Bury St. Edmunds, Suffolk.	E-mail: sales@sealey.co.uk Web: www.sealey.co.uk
01284 757500	01284 703534	

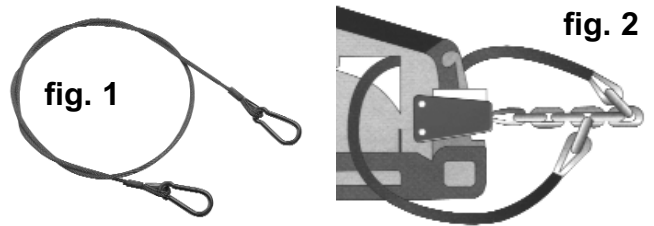
RE92/SC Warning - 1 - 240902

SAFETY WARNING

This product should not be used without a safety cable. In the event of the puller/clamp becoming detached from the vehicle bodywork when under tension a safety cable will minimise the risk of serious injury.

Pull Clamp Safety Cable (fig.1), Model Number RE92/SC, is available from your Sealey dealer.

After attaching the puller/clamp to the bodywork, but before applying any tension, one end of the safety cable should be clipped to the puller/clamp chain and the other end passed through the bodywork and then also clipped to the chain, as shown in fig. 2.



For a copy of our latest catalogue and promotions call us on 01284 757525 and leave your full name, address and postcode.

SEALEY POWER PRODUCTS	Sole UK Distributor, Sealey Group, Bury St. Edmunds, Suffolk.	E-mail: sales@sealey.co.uk Web: www.sealey.co.uk
01284 757500	01284 703534	

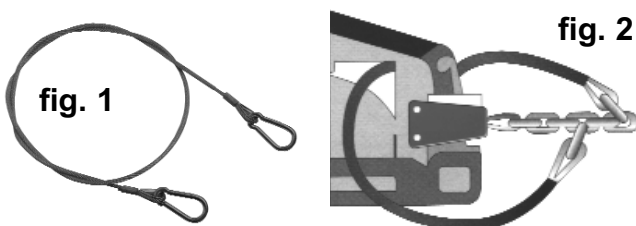
RE92/SC Warning - 1 - 240902

SAFETY WARNING

This product should not be used without a safety cable. In the event of the puller/clamp becoming detached from the vehicle bodywork when under tension a safety cable will minimise the risk of serious injury.

Pull Clamp Safety Cable (fig.1), Model Number RE92/SC, is available from your Sealey dealer.

After attaching the puller/clamp to the bodywork, but before applying any tension, one end of the safety cable should be clipped to the puller/clamp chain and the other end passed through the bodywork and then also clipped to the chain, as shown in fig. 2.



For a copy of our latest catalogue and promotions call us on 01284 757525 and leave your full name, address and postcode.

SEALEY POWER PRODUCTS	Sole UK Distributor, Sealey Group, Bury St. Edmunds, Suffolk.	E-mail: sales@sealey.co.uk Web: www.sealey.co.uk
01284 757500	01284 703534	

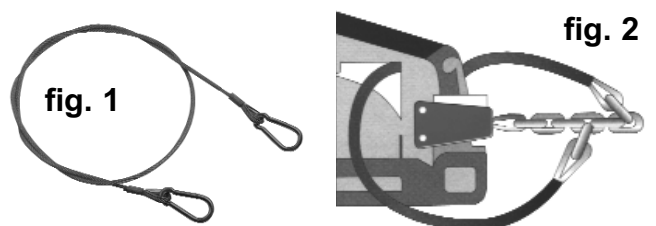
RE92/SC Warning - 1 - 240902

SAFETY WARNING

This product should not be used without a safety cable. In the event of the puller/clamp becoming detached from the vehicle bodywork when under tension a safety cable will minimise the risk of serious injury.

Pull Clamp Safety Cable (fig.1), Model Number RE92/SC, is available from your Sealey dealer.

After attaching the puller/clamp to the bodywork, but before applying any tension, one end of the safety cable should be clipped to the puller/clamp chain and the other end passed through the bodywork and then also clipped to the chain, as shown in fig. 2.



For a copy of our latest catalogue and promotions call us on 01284 757525 and leave your full name, address and postcode.

SEALEY POWER PRODUCTS	Sole UK Distributor, Sealey Group, Bury St. Edmunds, Suffolk.	E-mail: sales@sealey.co.uk Web: www.sealey.co.uk
01284 757500	01284 703534	

RE92/SC Warning - 1 - 240902