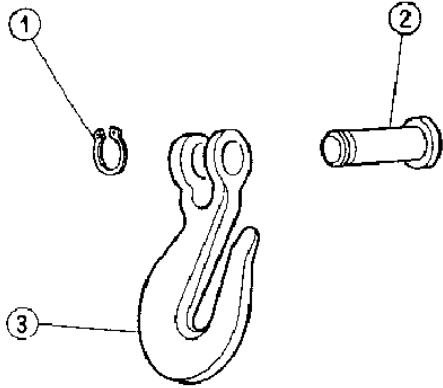


HOOK - FORK END

Model: **RE92/03**

PARTS DETAILS



Item	Part No.	Description
1	184.C0010103	Circlip, D12
2	184.D5050100	Pin, D12x45x20
3	184.D2530100	Hook, Fork Ended

For a copy of our latest catalogue and promotions call us on 01284 757525 and leave your full name, address and postcode.

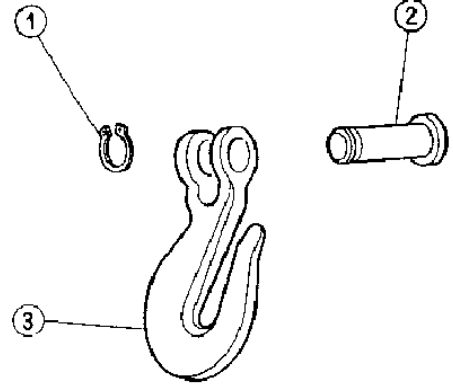
SEALEY POWER PRODUCTS Sole UK Distributor, Sealey Group,
Bury St. Edmunds, Suffolk.
E-mail: sales@sealey.co.uk
Web: www.sealey.co.uk
01284 757500 01284 703534

RE92/03 - 1 - 250902

HOOK - FORK END

Model: **RE92/03**

PARTS DETAILS



Item	Part No.	Description
1	184.C0010103	Circlip, D12
2	184.D5050100	Pin, D12x45x20
3	184.D2530100	Hook, Fork Ended

For a copy of our latest catalogue and promotions call us on 01284 757525 and leave your full name, address and postcode.

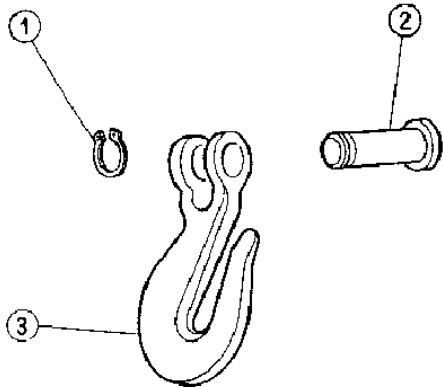
SEALEY POWER PRODUCTS Sole UK Distributor, Sealey Group,
Bury St. Edmunds, Suffolk.
E-mail: sales@sealey.co.uk
Web: www.sealey.co.uk
01284 757500 01284 703534

RE92/03 - 1 - 250902

HOOK - FORK END

Model: **RE92/03**

PARTS DETAILS



Item	Part No.	Description
1	184.C0010103	Circlip, D12
2	184.D5050100	Pin, D12x45x20
3	184.D2530100	Hook, Fork Ended

For a copy of our latest catalogue and promotions call us on 01284 757525 and leave your full name, address and postcode.

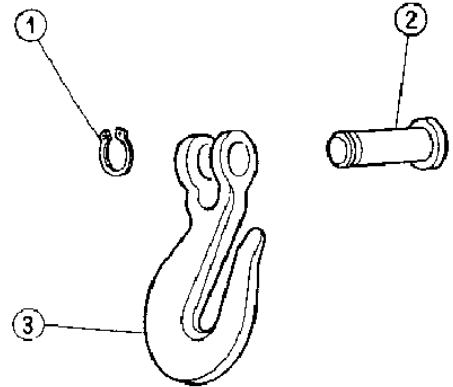
SEALEY POWER PRODUCTS Sole UK Distributor, Sealey Group,
Bury St. Edmunds, Suffolk.
E-mail: sales@sealey.co.uk
Web: www.sealey.co.uk
01284 757500 01284 703534

RE92/03 - 1 - 250902

HOOK - FORK END

Model: **RE92/03**

PARTS DETAILS



Item	Part No.	Description
1	184.C0010103	Circlip, D12
2	184.D5050100	Pin, D12x45x20
3	184.D2530100	Hook, Fork Ended

For a copy of our latest catalogue and promotions call us on 01284 757525 and leave your full name, address and postcode.

SEALEY POWER PRODUCTS Sole UK Distributor, Sealey Group,
Bury St. Edmunds, Suffolk.
E-mail: sales@sealey.co.uk
Web: www.sealey.co.uk
01284 757500 01284 703534

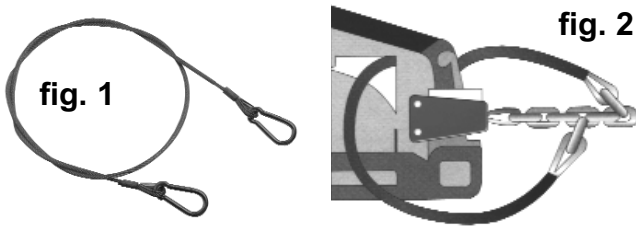
RE92/03 - 1 - 250902

SAFETY WARNING

This product should not be used without a safety cable. In the event of the puller/clamp becoming detached from the vehicle bodywork when under tension a safety cable will minimise the risk of serious injury.

Pull Clamp Safety Cable (fig.1), Model Number RE92/SC, is available from your Sealey dealer.

After attaching the puller/clamp to the bodywork, but before applying any tension, one end of the safety cable should be clipped to the puller/clamp chain and the other end passed through the bodywork and then also clipped to the chain, as shown in fig. 2.



For a copy of our latest catalogue and promotions call us on 01284 757525 and leave your full name, address and postcode.

SEALEY POWER PRODUCTS	Sole UK Distributor, Sealey Group, Bury St. Edmunds, Suffolk.	E-mail: sales@sealey.co.uk Web: www.sealey.co.uk
01284 757500	01284 703534	

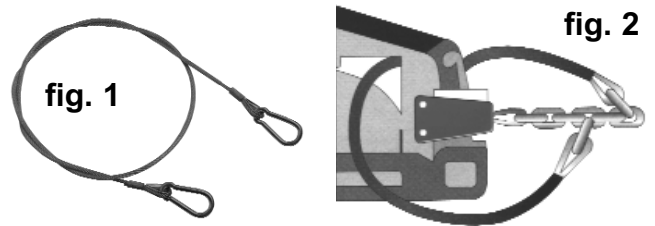
RE92/SC Warning - 1 - 240902

SAFETY WARNING

This product should not be used without a safety cable. In the event of the puller/clamp becoming detached from the vehicle bodywork when under tension a safety cable will minimise the risk of serious injury.

Pull Clamp Safety Cable (fig.1), Model Number RE92/SC, is available from your Sealey dealer.

After attaching the puller/clamp to the bodywork, but before applying any tension, one end of the safety cable should be clipped to the puller/clamp chain and the other end passed through the bodywork and then also clipped to the chain, as shown in fig. 2.



For a copy of our latest catalogue and promotions call us on 01284 757525 and leave your full name, address and postcode.

SEALEY POWER PRODUCTS	Sole UK Distributor, Sealey Group, Bury St. Edmunds, Suffolk.	E-mail: sales@sealey.co.uk Web: www.sealey.co.uk
01284 757500	01284 703534	

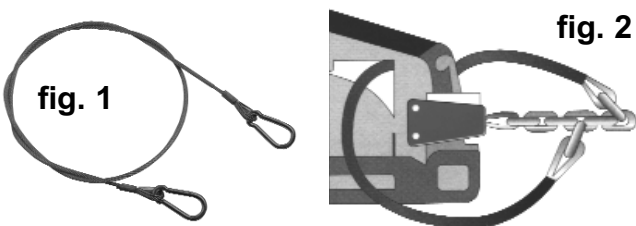
RE92/SC Warning - 1 - 240902

SAFETY WARNING

This product should not be used without a safety cable. In the event of the puller/clamp becoming detached from the vehicle bodywork when under tension a safety cable will minimise the risk of serious injury.

Pull Clamp Safety Cable (fig.1), Model Number RE92/SC, is available from your Sealey dealer.

After attaching the puller/clamp to the bodywork, but before applying any tension, one end of the safety cable should be clipped to the puller/clamp chain and the other end passed through the bodywork and then also clipped to the chain, as shown in fig. 2.



For a copy of our latest catalogue and promotions call us on 01284 757525 and leave your full name, address and postcode.

SEALEY POWER PRODUCTS	Sole UK Distributor, Sealey Group, Bury St. Edmunds, Suffolk.	E-mail: sales@sealey.co.uk Web: www.sealey.co.uk
01284 757500	01284 703534	

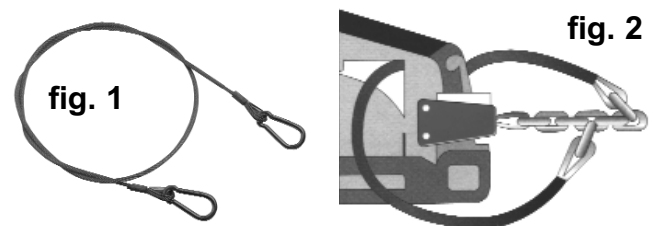
RE92/SC Warning - 1 - 240902

SAFETY WARNING

This product should not be used without a safety cable. In the event of the puller/clamp becoming detached from the vehicle bodywork when under tension a safety cable will minimise the risk of serious injury.

Pull Clamp Safety Cable (fig.1), Model Number RE92/SC, is available from your Sealey dealer.

After attaching the puller/clamp to the bodywork, but before applying any tension, one end of the safety cable should be clipped to the puller/clamp chain and the other end passed through the bodywork and then also clipped to the chain, as shown in fig. 2.



For a copy of our latest catalogue and promotions call us on 01284 757525 and leave your full name, address and postcode.

SEALEY POWER PRODUCTS	Sole UK Distributor, Sealey Group, Bury St. Edmunds, Suffolk.	E-mail: sales@sealey.co.uk Web: www.sealey.co.uk
01284 757500	01284 703534	

RE92/SC Warning - 1 - 240902