

# Pre-Shipment Inspection Statement Sheet



This form must be completed and sent to [preshipment@sealey.co.uk](mailto:preshipment@sealey.co.uk) prior to shipment of the goods for approval. Production of this product must be as per the Product Information Pack found on the Sealey SharePoint site. Failure to comply with this procedure could result in the delivery being rejected.

## To be completed by Sealey

Sealey Model Number	HVLP01
Factory Model Number	TH101AG
Sealey Purchase Order Number	PO051238
Sealey Product Description	PROFESSIONAL HVLP GRAVITYFEED SPRAY GUN 1.3MM SET-UF
Order Quantity	70
Agent/Factory	Avitec Industrial Co Ltd

## To be completed by Supplier

Gross Weight (kg)	0.76
Quantity of order tested	5
Factory Pre-Shipment testing details	
Shipment Date	

All applicable artwork, instructions, parts list and declaration of conformity match the documents provided via the Sealey SharePoint site at time of manufacture (Please select Yes or No)

Yes



No



If you cannot access SharePoint or require a new link, please contact [productinfo@sealey.co.uk](mailto:productinfo@sealey.co.uk) and you will be given access

---



# Complete for Axle Stands

(References to images below)

Third party testing standard			
Other testing standard			
Tick to confirm the order is manufactured to the above standard	<input type="checkbox"/>		
Complete order tested to 100% SWL	<input type="checkbox"/>		
Test to 100% SWL (Tick to confirm)	<input type="checkbox"/>	Qty tested	
Engagement head test (Tick to confirm)	<input type="checkbox"/>	Qty tested	
100% Visual inspection (welds/finish/structure)	<input type="checkbox"/>	Qty tested	
Rated capacity (single stand) (kg)			
Number of feet on stand			
Fig. 1. Engagement head overall working area (mm <sup>2</sup> )			
Fig. 2. Engagement head plan area mm <sup>2</sup>			
Fig. 3. Upper column outer diameter (mm <sup>2</sup> )			
Fig. 4. Distance from engagement head to wall (mm)			
Fig. 5. Max height - Base to engagement head at highest point mm			
Fig. 6. Height after 100% load test- Test 1			
Fig. 6. Height after 100% load test- Test 2			
Fig. 6. Height after 100% load test- Test 3			
Fig. 7. True area of one foot in cm <sup>2</sup>			
Fig. 8. Column engagement mm			

Fig. 1

1. Engagement head overall working area (mm<sup>2</sup>)

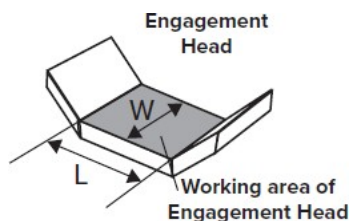


Fig. 2

2. Engagement head plan area (mm<sup>2</sup>)  
must be minimum 3000mm<sup>2</sup>

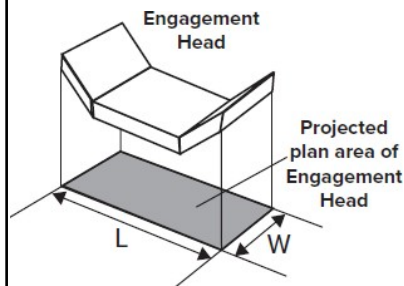
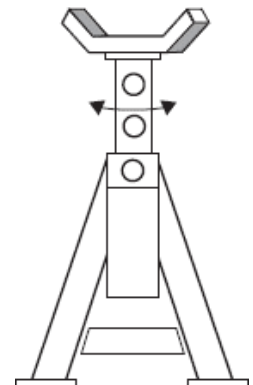


Fig. 3

3. Upper column outer diameter (mm<sup>2</sup>)





Product/Document Images (Complete for all products)

Please ensure the images are clear and can be easily read

Picture of product



Picture of product



Picture of product




Picture of product



Picture of product



Picture of product



Batch Number

Artwork label

Artwork label

Please ensure the images are clear and can be easily read

Artwork label

Artwork label

Artwork label

UK Energy Document

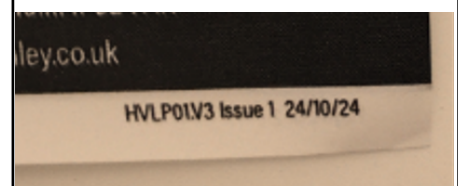


EU Energy Document

Sealey Thank You Card

Instructions issue no./date

Date on declaration of conformity

Parts list issue no./date





Please ensure the images are clear and can be easily read

Picture of Sealey barcode



Picture of packaging studio code



Picture of Sealey packaging



Outer carton shipping Marks



Outer carton weight/barcode label



Picture of outer carton Sealey logo



Picture of Inner Packaging



Picture of Inner Packaging



Picture of Inner Packaging

