



## PARTS LIST FOR ARC WELDER 250XT/DV

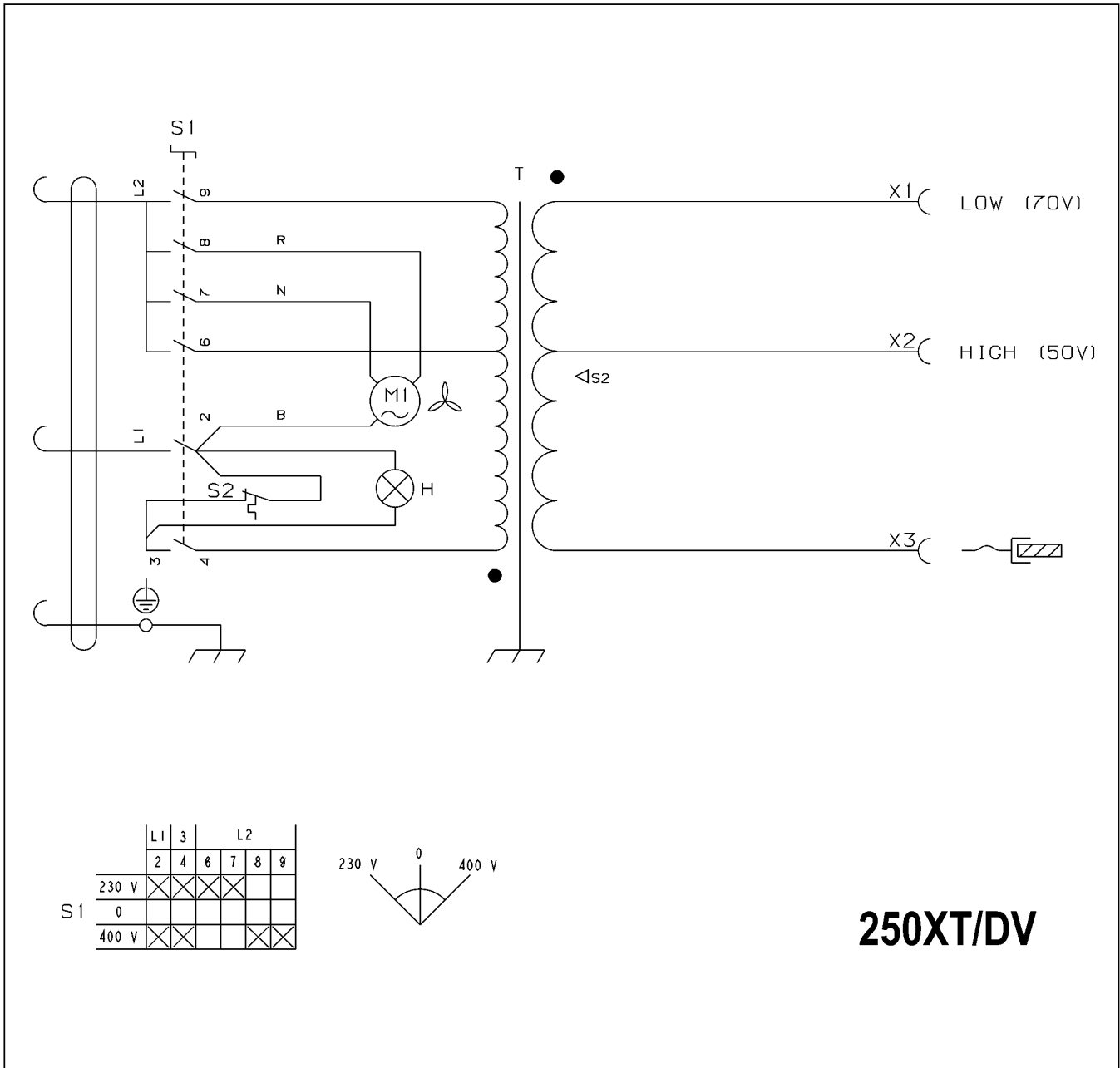
Issue Date: 12/06/01  
Version No: 1  
Revision Date: N/A



Item	Part No	Description	Item	Part No	Description
1	120/122058	KNOB FOR SWITCH	19	120/452093	SPRING
2	120/122969	SWITCH	20	120/644402	FOOT
3	120/121033	THERMOSTAT	21	120/644712	HANDLE
4	120/122707	LAMP, YELLOW	22	120/649060	FRONT PANEL
5	120/132267	MAINS CABLE 3G02.50 2.50 M	23	120/655119	TOP COVER
6	120/152111	FANBLADE	24	120/681082	AXLE FOR WHEELS
7	120/152073	MOTOR	25	120/432308	YOKE
8	120/169000	TRANSFORMER	27	120/242041	REGULATION SCREW
10	120/312015	REAR HANDLE SUPPORT	28	120/322112	CABLE BUSHING
11	120/312016	FRONT HANDLE SUPPORT	29	120/312199	COVER
13	120/312207	REGULATION KNOB	30	120/313532	SHUNT
14	120/322063	TRANSPARENT PLATE	31	120/312024	TERMINAL KNOB
15	120/322092	PLUG, EXTENSION HANDLE	32	120/712017	ELECTRODE HOLDER
16	120/322102	WHEEL RETAINER	33	120/712231	WORK CLAMP
17	120/322198	WHEEL	34	120/713044	CABLE 25 MMQ 2.0M + WORK CLAMP
18	120/482859	REGULATION INDICATOR	35	120/713139	CABLE 25 MMQ 3M + E'TRODE HOLDER

**ELECTRICAL DIAGRAM  
ARC WELDER  
250XT/DV**

To find the electrical diagram which corresponds to your model, check the last number "/X" of the serial number (N.0000/X) printed on the front panel.



**250XT/DV**