


Instructions for:

PETROL ENGINE TWIN CAMSHAFT SETTING / LOCKING TOOL SET- CITROEN / PEUGEOT

Model No: **VS4935**

Thank you for purchasing a Sealey product. Manufactured to a high standard this product will, if used according to these instructions and properly maintained, give you years of trouble free performance.

! IMPORTANT: PLEASE READ THESE INSTRUCTIONS CAREFULLY. NOTE THE SAFE OPERATIONAL REQUIREMENTS, WARNINGS AND CAUTIONS. USE THE PRODUCT CORRECTLY AND WITH CARE FOR THE PURPOSE FOR WHICH IT IS INTENDED. FAILURE TO DO SO MAY CAUSE DAMAGE AND/OR PERSONAL INJURY AND WILL INVALIDATE THE WARRANTY. PLEASE KEEP INSTRUCTIONS SAFE FOR FUTURE USE.



2. INTRODUCTION & APPLICATIONS

Suitable for the latest PSA ET3 code twin cam engines. Additionally a number of the timing tools required for timing belt replacement on the ET3JP4(KFU) engines are also called for in the KFV and KFW 1.4 single camshaft engines. Kit includes camshaft and flywheel locking pins plus tensioner locking pin and belt retaining clip.

CITROEN / PEUGEOT "ET Code" (KFU) 1.4 16v. Twin Camshaft Petrol and KFV / KFW petrol engines in

CITROEN

C2 C3 / Pluriel C4

PEUGEOT

1007 206 207
 307 Berlingo

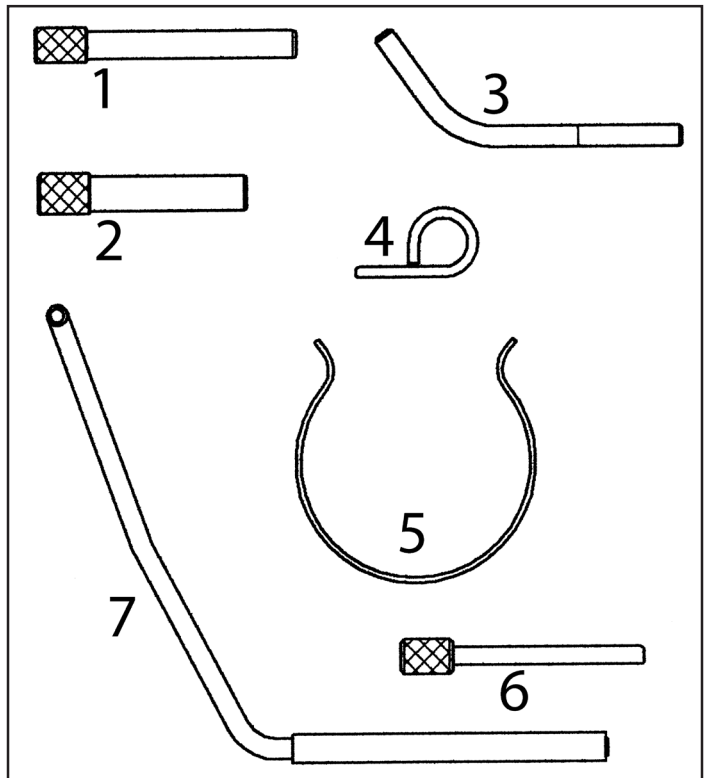
1. SAFETY INSTRUCTIONS

- WARNING!** Ensure Health and Safety, local authority and general workshop practice regulations are adhered to when using tools.
- DO NOT** use tools if damaged.
- ✓ Maintain tools in good and clean condition for best and safest performance.
- ✓ Ensure that a vehicle which has been jacked up is adequately supported with axle stands.
- ✓ Wear approved eye protection. A full range of personal safety equipment is available from your Sealey dealer.
- ✓ Wear suitable clothing to avoid snagging. Do not wear jewellery and tie back long hair.
- ✓ Account for all tools, locking bolts, pins and parts being used and do not leave them in or near the engine.
- WARNING!** Incorrect or out of phase camshaft timing can result in contact between valve head and piston crown causing damage to the engine.

IMPORTANT: These instructions are provided as a guide only. Always refer to the vehicle manufacturer's service instructions, or a proprietary manual, to establish the current procedure and data.

WARNING: The warnings, cautions and instructions discussed in this manual cannot cover all possible conditions and situations that may occur. It must be understood that common sense and caution are factors which cannot be built into this product, but must be applied by the operator.

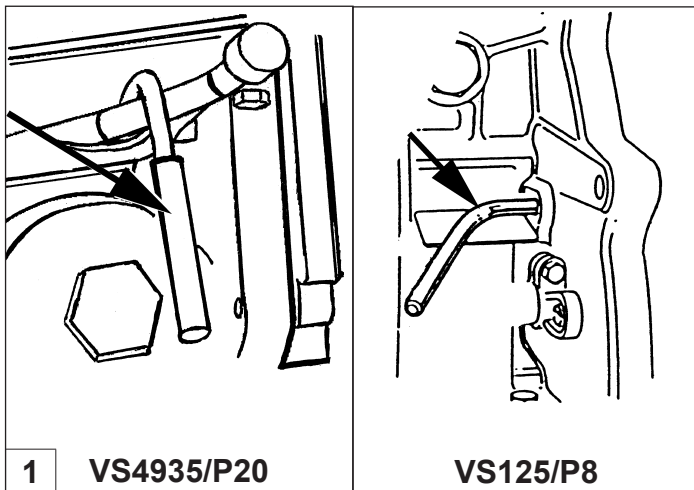
3. CONTENTS



- 1 VS125/P4. Camshaft Locking Pin
- 2 VS125/P6. Camshaft Locking Pin
- 3 VS125/P8. Flywheel Locking Pin
- 4 VS125/T5. Tensioner Locking Pin
- 5 VS1210/04. Timing Belt Retaining Clip
- 6 VS4735/P15. Camshaft Locking Pin
- 7 VS4935/P20. Flywheel Locking Pin

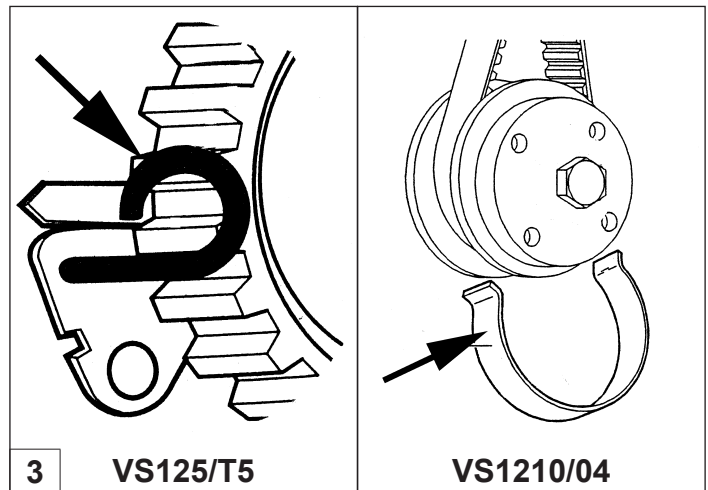
PSA KFU/KFV/KFW engines	VS125/P4	VS125/P6	VS125/P8	VS125/T5	VS1210/04	VS4735/P15	VS4935/P20
CITROEN C3/Pluriel & C4 1.4 16v KFU (ET3JP4)	✓		✓		✓	✓	✓
C2 & C3/Pluriel 1.4 KFV (TU3JP)		✓	✓	✓	✓		
PEUGEOT 1007, 206, 207, 307 1.4 16v KFU (ET3J4)	✓		✓	✓	✓	✓	✓
1007, 307 & Berlingo 1.4 KFV (TU3JP/KFW (TU3JP)		✓	✓		✓		✓

The latest PSA range of "ET3 code" Ref: KFU (ET3JP) twin camshaft petrol engines are fitted in the models shown above. Additionally a number of the timing tools required for timing belt replacement on the engines are also called for in the KFV and KFW 1.4 single camshaft engines - see Application Chart



1 **VS4935/P20**

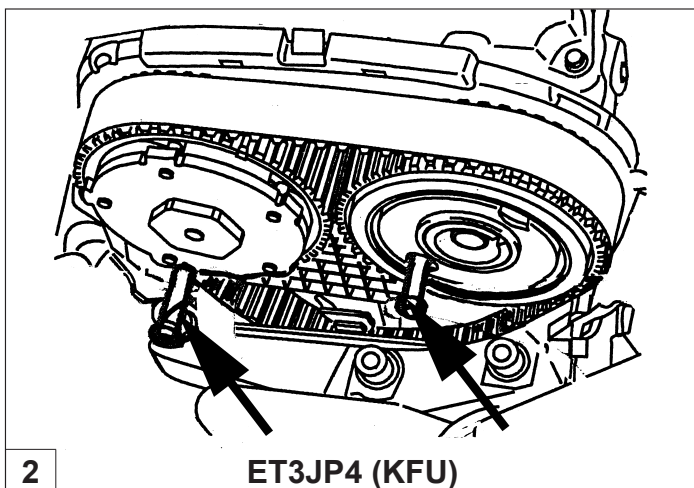
2 **VS125/P8**



3 **VS125/T5**

4 **VS1210/04**

VS125/T5 Tensioner Locking Pin and VS1210/04 Timing Belt Retaining Clip



2 **ET3JP4 (KFU)**

Camshaft Locking Pins - VS125/P4 (Exhaust Camshaft) - VS4735/P15 (Inlet Camshaft)

NOTE: It is our policy to continually improve products and as such we reserve the right to alter data, specifications and component parts without prior notice. **IMPORTANT:** No liability is accepted for incorrect use of product. **WARRANTY:** Guarantee is 12 months from purchase date, proof of which will be required for any claim. **INFORMATION:** For a copy of our latest catalogue and promotions call us on 01284 757525 and leave your full name and address, including postcode.



Sole UK Distributor
Sealey Group,
Bury St. Edmunds, Suffolk.

01284 757500
01284 703534

www.sealey.co.uk
sales@sealey.co.uk