

Instructions for: VW Tensioner Spanner Set Model No: VS4641

Thank you for purchasing a Sealey product. Manufactured to a high standard this product will, if used according to these instructions and properly maintained, give you years of trouble free performance.



IMPORTANT: PLEASE READ THESE INSTRUCTIONS CAREFULLY. NOTE THE SAFE OPERATIONAL REQUIREMENTS, WARNINGS AND CAUTIONS. USE THE PRODUCT CORRECTLY AND WITH CARE FOR THE PURPOSE FOR WHICH IT IS INTENDED. FAILURE TO DO SO MAY CAUSE DAMAGE AND/OR PERSONAL INJURY AND WILL INVALIDATE THE WARRANTY. PLEASE KEEP INSTRUCTIONS SAFE FOR FUTURE USE.

1. SAFETY INSTRUCTIONS

- WARNING!** Ensure Health and Safety, local authority and general workshop practice regulations are adhered to when using tools.
- DO NOT** use tools if damaged.
- Maintain tools in good and clean condition for best and safest performance.
- Ensure that a vehicle which has been jacked up is adequately supported with axle stands.
- Wear approved eye protection. A full range of personal safety equipment is available from your Sealey dealer.
- Wear suitable clothing to avoid snagging. Do not wear jewellery and tie back long hair.
- DO NOT** attempt to start engine or move vehicle whilst in gear with locking devices fitted.
- Always display warning notification on steering wheel when locking engine components.
- Account for all tools, locking bolts, pins and parts being used and do not leave them in or near the engine.
- WARNING!** Incorrect or out of phase camshaft timing can result in contact between valve head and piston crown causing damage to the engine.

IMPORTANT: These instructions are provided as a guide only. Always refer to the vehicle manufacturer's service instructions, or a proprietary manual, to

2. INTRODUCTION

Set contains the three types of specialized wrench required to access the timing belt tensioners fitted to a wide range of VW group petrol and diesel engines.

The timing belt tensioner on most VW Group diesel and petrol engines is adjusted by means of specialised 'two pin' wrenches which locate into two holes in the belt tensioner.



3. APPLICATIONS

VS4444



APPLICATIONS FOR VS4444:


Diesel engines:

Audi: 80, 100, A3, A4, A6 1.9 Turbo D, 1.9TDi, 2.5TDi
1Z/AZ/AAT/ABP/AFF/AFN/AGR/AHF/AHH/AHU/ALH/AVG
Ford: Galaxy 1.9TDi 1Z/AFN/AHU
Seat: Ibiza/Cordoba, Leon, Toledo, Alhambra, Inca
1.7Sdi, 1.9D/TD/Sdi/TDi
1Y/1Z/AZ/AEY/AFN/AGP/AGR/AHF/AHU/AKW/ALH/AQM/AVG/ASV
Skoda: Felicia, Octavia 1.9D/TDi AEF/AGR/AHF
Volkswagen: Polo, Polo Classic, Golf, Jetta, Vento, Bora, Beetle, Passat, Sharan, Caddy, Transporter
1.5D, 1.6D/Turbo, 1.7D/Sdi, 1.9Sdi/TDi
1V/1X/1Y/1Z/CK/CR/CS/CY/JK/JP/JR/JX/KY/ME/RA/SB/AZ/ABL/AEY/AFN/AGP/AGR/AHB/AHF/AHH/AHW/AKW/ALE/ALH/AQM/ASV/AVG


Petrol engines

Audi: 80,100, A3, A4, A6 1.6, 1.8/Turbo, 2.0, 2.0 16v.
6A/AAD/AE/ABB/ABK/ABM/ABT/ABW/ADA/ADP/ADR/AEB/AHL/AJL
Seat: Ibiza/Cordoba, Toledo, Alhambra, Inca
1.6, 1.8, 1.8 16v., 2.0, 2.0 16v.
1F/2E/EZ/KR/PL/RP/ABF/ABS/ADL/ADY/ADZ/AFT/AKS/AGG
Volkswagen: Polo Classic, Scirocco, Corrado, Golf, Jetta, Vento, Passat, Sharan, Transporter
1.6, 1.8/Turbo, 1.8 16v., 2.0, 2.0 16v.
9A/KR/PL/AAC/ABF/ADP/ADY/AEB/AEK/AFT/AKS/APU/ATU/AWB/AWF/AWG

VS4633



VS4637



APPLICATIONS FOR VS4633:

Diesel engines:

Audi: A3, A4, A6 2.0Tdi engines

Volkswagen: Golf, Passat 2.0Tdi engines

Petrol engines:

Audi: A3, A4 1.6 (96-) AEH/AKL/APF/ALZ

Seat: Ibiza/Cordoba, Leon, Toledo 1.6 (99-)

AEH/AKL/APF/AUR Alhambra 2.0 (00-) ATM

Skoda: Octavia 1.6 (97-), 2.0 (99-)

AEH/AKL/AQY/AEG/APK/AQY/AZH/AZJ

Volkswagen: Polo Classic, Golf, Bora, Beetle

1.6 (97-), 2.0 (99-)

AEH/AKL/APF/APK/AQY/AUR/AVU/AYD/AZH/AZJ/

BEH

APPLICATIONS FOR VS4637:

Diesel engines:

Audi: A2, A3, A4, A6 1.2TDI, 1.4TDi, 1.9TDi (99-)

AJM/AMF/ANY/ASZ/ATD/ATJ/AVB/AVF/AWX

Ford: Galaxy 1.9TDi (99-) ANU/AUY

Seat: Arosa 1.4TDi (99-), 1.7Sdi (98-) Alhambra 1.9TDi (99-)

AKU/AMF/ANU/AUY

Volkswagen: Lupo, Polo/Classic, Golf, Bora, Beetle, Passat, Sharan, Caddy

1.2TDi, 1.4TDi (99-), 1.7Sdi (95-), 1.9D/SD (95-), 1.9TDi (99-)

1Y/AEF/AGD/AHG/AKU/ANY/ASX/ASZ/ATD/ATJ/AUB/AUY/AVF/AWX/AXR/AYZ

Petrol engines:

Audi: A4 1.8 Turbo , 2.0 (01-) ALT/AVJ

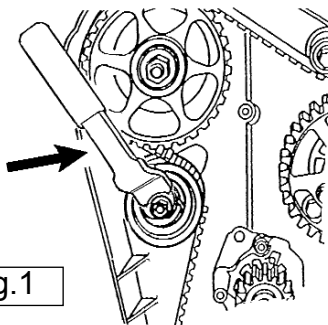


Fig.1

Fig.1 shows typical use of one of the specialised 'two pin' wrenches which locate in to two holes in the belt tensioner. Refer to the vehicle manufacturer's service instructions or a proprietary manual to establish the current procedure and data.

NOTE: It is our policy to continually improve products and as such we reserve the right to alter data, specifications and component parts without prior notice.

IMPORTANT: No liability is accepted for incorrect use of this product.

WARRANTY: Guarantee is 12 months from purchase date, proof of which will be required for any claim.

INFORMATION: For a copy of our latest catalogue and promotions call us on 01284 757525 and leave your full name and address, including postcode.



Sole UK Distributor
Sealey Group,
Bury St. Edmunds, Suffolk.



01284 757500

01284 703534



www.sealey.co.uk

sales@sealey.co.uk