

Instructions for:
VS2042, VS2043, VS2044
DIESEL ENGINE COMPRESSION TEST KIT

Thank you for purchasing a Sealey product. Manufactured to a high standard this product will, if used according to these instructions and properly maintained, give you years of trouble free performance.

! **IMPORTANT: PLEASE READ THESE INSTRUCTIONS CAREFULLY. NOTE THE SAFE OPERATIONAL REQUIREMENTS, WARNINGS AND CAUTIONS. USE THE PRODUCT CORRECTLY AND WITH CARE FOR THE PURPOSE FOR WHICH IT IS INTENDED. FAILURE TO DO SO MAY CAUSE DAMAGE AND/OR PERSONAL INJURY AND WILL INVALIDATE THE WARRANTY. PLEASE KEEP INSTRUCTIONS SAFE FOR FUTURE USE.**

1. SAFETY INSTRUCTIONS

- WARNING! Ensure all Health and Safety, local authority, and general workshop practice regulations are strictly adhered to when using product.**
- ✓ Compression tests on diesel engines should be conducted when the engine is cold.
- ✓ Maintain tools in good and clean condition for best and safest performance. **DO NOT** use test kit if damaged.
- ✓ Wear approved eye protection. A full range of personal safety equipment is available from your Sealey dealer.
- ✓ Wear suitable clothing to avoid snagging. Do not wear jewellery and tie back long hair.
- ✓ Use proper ventilation and avoid breathing in exhaust fumes.
- ✓ Keep a fire extinguisher to hand.
- ✓ Fuel delivery must be prevented by either operating the engine stop lever or disconnecting fuel pump solenoid.
- ✓ Ensure you keep tester at arms length when relieving pressure to avoid personal injury.
- ✓ Protect your hands from burns as quick release coupling and adaptors may become hot during use.
- ✓ Account for all tools and parts being used and do not leave them in, on or near the engine after use.
- x **DO NOT** remove the compression test equipment while engine is being cranked.

IMPORTANT: Always refer to the vehicle manufacturer's service instructions, or proprietary manual to establish the current procedure and data. These instructions for use are provided as a guide only .

VS2044
Diesel Engine Compression
Test Kit - Master

VS2043
Diesel Engine Compression
Test Kit - Deluxe

VS2042
Diesel Engine Compression
Test Kit - Popular



VS2044 Master



VS2043 Deluxe



VS2042 Popular

Associated Tool VS20456 Clamp-on Injector Adaptor Set

2. INTRODUCTION & APPLICATIONS

Diesel Engine Cylinder Compression testing - cars, vans, truck, agricultural and marine engines.

A modular range of Diesel Engine Compression Test Kits and a comprehensive selection of dummy glowplug and injector adaptors covering the huge range of modern diesels encountered in service workshops today.

These kits offer a choice of initial levels of application coverage and the large range of adaptors then provide the opportunity of selectively increasing the application coverage, as required.

The Dummy Glowplug and Injector Adaptors are available in sets or can be purchased individually.

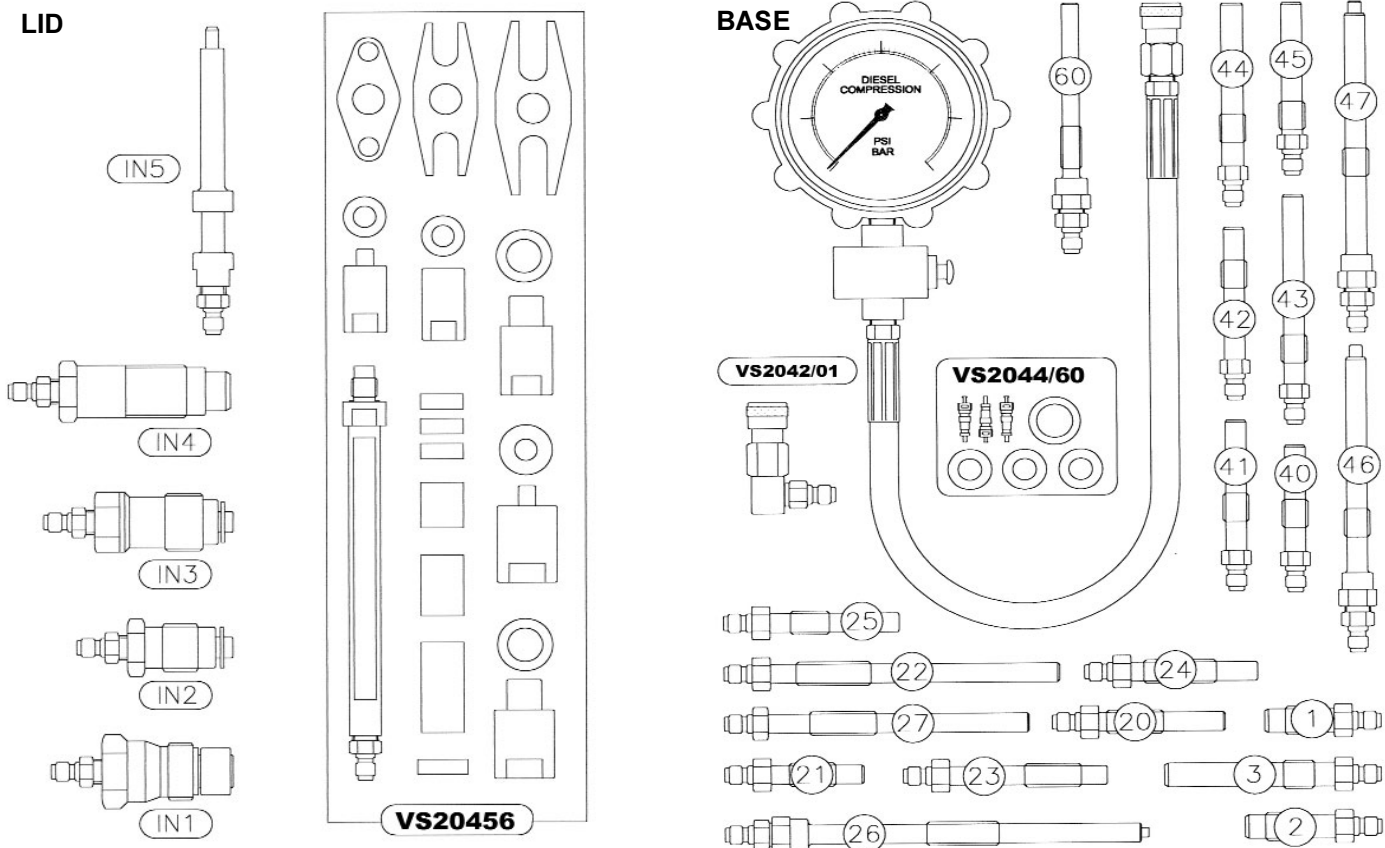
2.1. Kit Contents Detail

VS2042 Popular

VS2043 Deluxe

VS2044 Master

Diesel Engine Compression Test Kits



Test Kit Contents.	VS2042 Popular	VS2043 Deluxe	VS2044 Master
VS2042/01 Gauge & Hose Assy c/w 90° Coupler Elbow	•	•	•
Dummy Glow Plug Adaptor			
VS2043/1 GP Adaptor	•	•	•
VS2043/2 GP Adaptor		•	•
VS2043/3 GP Adaptor		•	•
VS2043/20 GP Adaptor		•	•
VS2043/21 GP Adaptor		•	•
VS2043/22 GP Adaptor		•	•
VS2043/23 GP Adaptor		•	•
VS2043/24 GP Adaptor		•	•
VS2043/25 GP Adaptor		•	•
VS2043/26 GP Adaptor		•	•
VS2043/27 GP Adaptor		•	•
VS2043/40 GP Adaptor	•	•	•
VS2043/41 GP Adaptor	•	•	•
VS2043/42 GP Adaptor		•	•

Test Kit Contents.	VS2042 Popular	VS2043 Deluxe	VS2044 Master
Dummy Glow Plug Adaptor (continued)			
VS2043/43 GP Adaptor	•	•	•
VS2043/44 GP Adaptor	•	•	•
VS2043/45 GP Adaptor		•	•
VS2043/46 GP Adaptor		•	•
VS2043/47 GP Adaptor		•	•
VS2043/60 GP Adaptor		•	•
Dummy Injector Adaptors			
VS2044/1 Injector Adaptor (IN1)	•	•	•
VS2044/2 Injector Adaptor (IN2)	•	•	•
VS2044/3 Injector Adaptor (IN3)	•	•	•
VS2044/4 Injector Adaptor (IN4)	•	•	•
VS2044/5 Injector Adaptor (IN5)	•	•	•
VS2044/60 Valve & Seal Set	•	•	•
VS20456 Clamp-on Injector Adaptor Set			•
VS2042/02 Case + Inserts	•	•	•

3. INSTRUCTIONS

VS2042, VS2043 & VS2044 Diesel Engine Compression Test Kits

These kits are configured to provide the option of purchasing at various levels of application coverage. This can then be subsequently increased via the addition of further Adaptors either in sets or individually to cover specific vehicle marque/applications.

VS2042/01 Compression Tester is at the centre of the Sealey Diesel Engine Compression Test range. It comprises a quality dual scale pressure gauge (0-70 bar/0-1000psi), Re-test valve (pressure relief valve), hose assembly with straight connecting coupler and a swivel 90° coupler elbow providing an alternative connection onto the adaptors.

VS2042/02 Compartmented Storage Case used for every kit, providing a place for the VS2042/01 Tester and all adaptors.

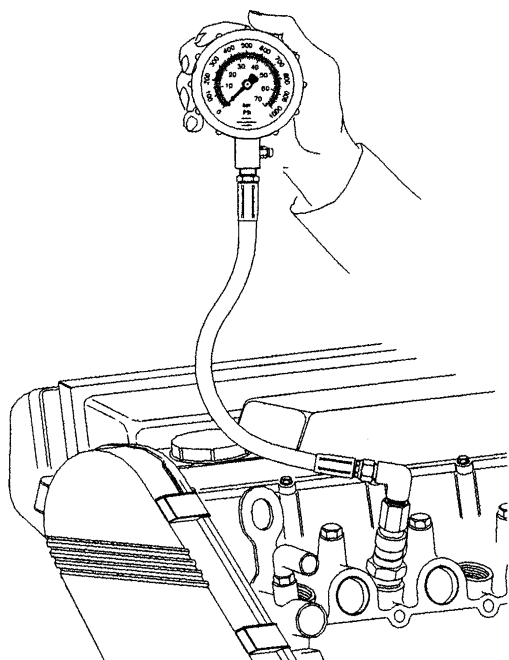
The Adaptor Range comprises Dummy Glowplug and Dummy Injector Adaptors. These are available in Sets or individually - see Application Guide.

All adaptors connect to the Tester via a quick coupler system.

Diesel Engine Compression Testing - General

WARNING: When carrying out a cranking test, engine fuel delivery must be prevented by either operating the engine stop lever or disconnecting the fuel pump solenoid.

The engine MUST NOT be allowed to 'fire' or damage could result to the tester, particularly the non-return valves.



Compression tests on diesel engines should be conducted when the engine is **COLD**.

Always ensure that the battery is fully charged when carrying out a crank test as this could influence the results.

Remove the glowplug or injector from the cylinder to be tested and replace with the appropriate adaptor.

The VS2042/01 Compression Tester is connected to the adaptor via the quick coupler on the hose assembly. Alternatively, when space is restricted, the 90° swivel coupler elbow can be fitted into the quick coupler to improve access.

Crank Test: Crank the engine whilst observing the gauge. The indicator needle will rise in increasing steps until a maximum reading is reached, then stop cranking. Note down the gauge reading. Depress the Re-test valve to relieve pressure.

WARNING: Hold gauge away from you, at arms length, due to high pressure release.

Remove the tester and adaptor, install on the next cylinder, and repeat test until all cylinders have been assessed. Compare data obtained comparatively and to that published by the vehicle/engine manufacturer.

Performance Guide:

Compression should build up quickly in a healthy engine.

A low compression on the first stroke, followed by gradually-increasing pressure on successive strokes, indicates worn piston rings.

A low compression reading on the first stroke, which does not build up during successive strokes, indicates leaking valves or a faulty head gasket (a cracked head could also be the cause).

Deposits on the underside of the valve heads can also cause low compression.

If the pressure in any cylinder is considerably lower than the others, introduce a small quantity of clean oil into that cylinder and repeat the test.

If the addition of oil temporarily improves the compression pressure, this indicates that bore or piston wear is responsible for the pressure loss. No improvement suggests that the leakage is past the valves, or a faulty head gasket may be to blame.

A low reading from two adjacent cylinders suggests a faulty head gasket between the two cylinders. The presence of coolant in the engine oil will confirm this.

If the compression is unusually high, the combustion chambers are probably coated with carbon deposits. If this is the case, the cylinder head should be removed and de-carbonised.

4. Associated Tools:

Adaptor Sets



**VS20455
Injector Adaptor Set**

VS20456 Clamp-on Injector Adaptor Set

COMPRESSION TEST KITS - CONTENTS

Each Sealey Diesel Engine Compression Test Kit contains a selection of Adaptors and therefore provides a level of application coverage - see following Application Guide.

VS2042 Popular Kit contains - Glowplug Adaptors from Set VS20451 and Injector Adaptors from VS20455 Set

VS2043 Deluxe Kit contains- Glowplug Adaptors from Sets VS20451, VS20452, VS20453 and VS20454 and Injector Adaptors from VS20455 Set.

VS2044 Master Kit contains - ALL Glowplug & Injector Adaptors including VS20456 Clamp-on Injector Adaptor Set.

The application coverage of VS2042 Popular Kit or VS2043 Deluxe Kit can be increased by obtaining additional Adaptor Sets or individual adaptors.

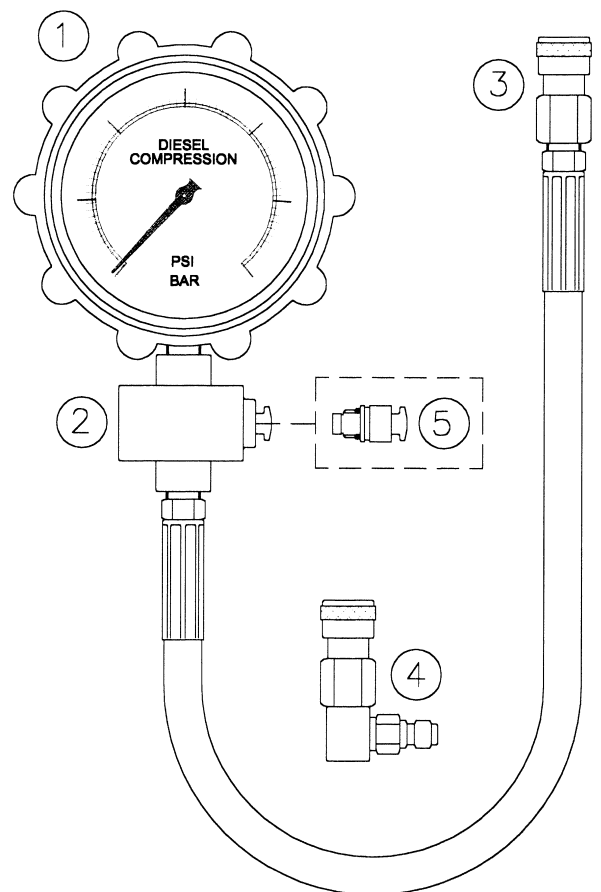
For users who have VS2042/01 Tester and VS2042/02 Case, the complete range of Adaptors are available as Sets or as individual adaptors to suit the particular vehicle marque handled by the workshop.

MODEL/ENGINE APPLICATION COVERAGE AND DETAILS OF WHICH ADAPTORS ARE IN THE SETS ARE PROVIDED IN THE SEPARATE APPLICATION GUIDE.

VS20456 Clamp-on Injector Adaptor Set

This Clamp-on Adaptor Set is included in Master Kit VS2044.

It is also available separately and instructions on its use and details of parts are provided in VS20456 product information set.



VS2042/01 Compression Tester

Spares

Item	Part Number	Description
1	VS2042/011	Gauge & Cover
2	VS2042/012	Re-test Valve Assembly
3	VS2042/013	Hose Assembly
4	VS203B/9	90° Elbow Coupler
5	VS2042/014	Repl. Valve Assy for VS2042/012 Re-test Valve

NOTE: It is our policy to continually improve products and as such we reserve the right to alter data, specifications and component parts without prior notice.

IMPORTANT: No liability is accepted for incorrect use of this product.

WARRANTY: Guarantee is 12 months from purchase date, proof of which will be required for any claim.

INFORMATION: For a copy of our latest catalogue and promotions call us on 01284 757525 and leave your full name and address, including postcode.



Sole UK Distributor
Sealey Group,
Bury St. Edmunds, Suffolk.

01284 757500
01284 703534

www.sealey.co.uk
sales@sealey.co.uk

DIESEL ENGINE COMPRESSION



APPLICATION GUIDE

DIESEL ENGINE COMPRESSION

Each Sealey Diesel Engine Compression Test Kit provides a level of model application coverage which can be subsequently increased by adding adaptors from the range of Dummy Glowplugs and Dummy Injectors available. Adaptors are available individually or in 'vehicle group' sets which build up to provide the selected application coverage.

NOTE: It is our policy to continually improve products and as such we reserve the right to alter data, specifications and component parts without prior notice.

IMPORTANT: No liability is accepted for incorrect use of this product.

WARRANTY: Guarantee is 12 months from purchase date, proof of which will be required for any claim.

INFORMATION: For a copy of our latest catalogue and promotions call us on 01284 757525 and leave your full name and address, including postcode.

Diesel Engine Compression Adaptor Range

The following Application Charts provide a guide to:

- Dummy Glowplug Adaptors - vehicle/engine - Adaptor reference
- GP Adaptor Sets - models covered by Adaptors in each Set
- Test Kits - vehicle models covered by each Compression Test Kit

Adaptor Sets:

There are 6 Adaptor Sets which broadly cover the following applications . . .

VS20451 Glowplug Adaptor Set (Qty 5) - General, popular coverage including a selection from the Alfa, BMW, Chrysler, PSA, Fiat, Ford, Mazda, Mercedes, Mitsubishi, Nissan, Renault, Rover, Saab, Suzuki, Vauxhall, VAG & Volvo ranges of diesel engines.

VS20452 Glowplug Adaptor Set (Qty 5) - Additional coverage of Alfa, PSA, Fiat & Ford engines.

VS20453 Glowplug Adaptor Set (Qty 6) - Additional coverage of Isuzu, Mercedes, Renault & Vauxhall engines.

VS20454 Glowplug Adaptor Set (Qty 6) - Additional coverage of Ford, Hyundai, LDV, Mazda, Mitsubishi, Nissan, Suzuki & Toyota engines.

VS20455 Injector Adaptor Set (Qty 5) - Popular applications for preferred Injector entry M24, M22 & M20 on BMW, Land Rover, Ford, Mercedes, Nissan, PSA, Toyota, VAG & Vauxhall engines. Also includes Stanadyne Injector for Ford Transit (-00)

VS20456 Clamp-on Injector Adaptor Set - Covers slide in, clamp or claw held injectors found across all sizes of engine - cars to larger diesels

Diesel Compression Testing

Kit Level	Compression Kit
POPULAR	VS2042
DELUXE	VS2043
MASTER	VS2044

All Compression Glowplug Adaptors are prefixed VS2043 and individual adaptors identified as -1, -2 etc. eg: GP Adaptor No.1 = VS2043-1. When ordering adaptors always quote the full part number.

VEHICLE	YEAR	ENGINE	Glowplug Adaptor No.	GP Adaptor Sets				Compression Kits		
				VS20451	VS20452	VS20453	VS20454	VS2042 POPULAR	VS2043 DELUXE	VS2044 MASTER
AUDI continued										
AUDI A4 2.5TDi QUATTRO & AVANT V6	97-00	AFB, AKN	44	•				•	•	•
AUDI A6 1.9TDi & AVANT	95-	1Z, AFN	40	•				•	•	•
AUDI A6 1.9TDi & AVANT	98-	AJM	40	•				•	•	•
AUDI A6 1.9TDi	96-98	AHU	40	•				•	•	•
AUDI A6 2.5TDi & AVANT V6	97-	AFB, AKN, AKE	44	•				•	•	•
AUDI A6 2.5TDi & AVANT	01-	AVF	40	•				•	•	•
AUDI A6 2.5TDi & AVANT	94-98	AAT, AEL	40	•				•	•	•
AUDI A6 2.5TDi QUATTRO	95-97	AEL	40	•				•	•	•
AUDI A8 2.5TDi V6	97-98	AFB	44	•				•	•	•
AUDI A8 2.5TDi V6	98-	AKN	44	•				•	•	•
AUDI A8 2.5TDi QUATTRO V6	97-98	AFB, AKN, AKE, AKF	44	•				•	•	•
BMW										
BMW 318 1.7TDS, COMPACT	94-	M41 D18	1	•				•	•	•
BMW 320 2.0D (E46)	98-	M47 D20	40	•				•	•	•
BMW 320 2.0D (E46) TOURING	99-	M47 D20	40	•				•	•	•
BMW 325 2.5TD, TDS, TOURING	91-99	M51 D25	1	•				•	•	•
BMW 330 2.9Di (E46)	99-	DDE306	40	•				•	•	•
BMW 330D (E46)	00-	M57 D30	40	•				•	•	•
BMW 520 2.0D (E39)	00-	M47 D20	40	•				•	•	•
BMW 525 2.5TD, TDS	93-	M51 D25	1	•				•	•	•
BMW 525D	00-	25 6 D1 (M57 D25)	40	•				•	•	•
BMW 530 2.9D (E39)	98-	M57 D30	40	•				•	•	•
BMW 540D	00-	25 6 D1 (M57 D25)	40	•				•	•	•
BMW 725 2.5TDS	96-00	M51 D25	1	•				•	•	•
BMW 730D, TD	98-	M57D30	40	•				•	•	•
BMW X5 2.9Di	99-	DDE306D1 (M57 D30)	40	•				•	•	•
CHRYSLER										
CHRYSLER GRAND VOYAGER 2.5TD	95-	VM	40	•				•	•	•
CHRYSLER VOYAGER 2.5TD	92-95	VM HR492CLI	1	•				•	•	•
CHRYSLER VOYAGER 2.5TD	95-	VM HR425 CLIEE	40	•				•	•	•
CITROEN										
CITROEN AX 1.4D	88-94	TUD3, TUD3Y, TUD3L	1	•				•	•	•
CITROEN AX 1.5D	94-97	TUD5 (VJY, VJZ)	40	•				•	•	•
CITROEN BERLINGO 1.8D	98-	XUD7	1	•				•	•	•
CITROEN BERLINGO 1.8D	96-98	XUD7	1	•				•	•	•
CITROEN BERLINGO 1.8D	98-	DW8	40	•				•	•	•
CITROEN BERLINGO 1.8TD	98-	DW8TD	40	•				•	•	•
CITROEN BERLINGO 1.9D	98-	XUD9	1	•				•	•	•
CITROEN BERLINGO 1.9D	96-98	XUD9A	1	•				•	•	•
CITROEN BERLINGO 1.9D	98-	DW8, DW8B	40	•				•	•	•
CITROEN BERLINGO 2.0HDI	99-	DW10, DW10TD	45	•	•			•	•	•
CITROEN BX 1.9D/TD	83-	XUD9A, XUD9L, XUD9T	1	•				•	•	•
CITROEN C15 1.8D	85-96	XUD7	1	•				•	•	•
CITROEN C15 1.9D	98-	XUD7	1	•				•	•	•
CITROEN C15 1.9D	98-	DW8B	40	•				•	•	•
CITROEN C2 1.4Hdi	03-	DV4TD	60	•	•			•	•	•
CITROEN C25 1.9D	87-	XUD9A, CRD93L	1	•				•	•	•
CITROEN C25 2.5TD	87-	CRD93LS	1	•				•	•	•

All Compression Glowplug Adaptors are prefixed VS2043 and individual adaptors identified as -1, -2 etc. eg: GP Adaptor No.1 = VS2043-1. When ordering adaptors always quote the full part number.

Application Listing by Vehicle – Glowplug Adaptors			GP Adaptor Sets				Compression Kits			
VEHICLE	YEAR	ENGINE	Glowplug Adaptor No.	VS20451	VS20452	VS20453	VS20454	VS2042 POPULAR	VS2043 DELUXE	VS2044 MASTER
ALFA ROMEO										
ALFA 145 1.9JTD	98-	AR32302	42		•				•	•
ALFA 145 1.9TD	94-96	AR67501, AR67502	1	•				•	•	•
ALFA 145 1.9TD	96-	AR33601	1	•				•	•	•
ALFA 145 2.0TD	94-96	AR67501	1	•				•	•	•
ALFA 146 1.9JTD	98-	AR32302	42		•				•	•
ALFA 146 1.9TD	94-96	AR67501, AR67502	1	•				•	•	•
ALFA 146 1.9TD	98-99	AR33601	1	•				•	•	•
ALFA 147 1.9JTD	01-	AR37101	42		•				•	•
ALFA 155 1.9TD	93-97	AR67501, AR67502	1	•				•	•	•
ALFA 155 1.9TD	96-97	AR33601	1	•				•	•	•
ALFA 155 2.0TD	93-97	AR67501	1	•				•	•	•
ALFA 155 2.5TD	93-95	VM07, VM31B	1	•				•	•	•
ALFA 155 2.5TD	95-97	VM07, VM31B	40	•					•	•
ALFA 156 1.9JTD	99-	AR32302	42		•				•	•
ALFA 156 2.4JTD	99-	AR32501	42		•				•	•
ALFA 156 2.4JTD	99-	AR32302	42		•				•	•
ALFA 164 2.5TD SUPER	92-95	VM08.0000001	1	•					•	•
ALFA 164 2.5TD SUPER	95-98	VM08B, VM32B	40	•					•	•
ALFA 166 2.4JTD	00-	AR36202	42		•				•	•
ALFA 166 2.4JTD	98-00	AR34202	42		•				•	•
ALFA 166 2.4JTD	00-	AR36202	42		•				•	•
ALFA 33 1.8TD	86-94	VM82A, VM96A, VM HR-392	1	•				•	•	•
AUDI										
AUDI CABRIO 1.9TDi	95-96	1Z	40	•					•	•
AUDI CABRIO 1.9TDi	96-01	AHU	40	•					•	•
AUDI 100 2.4D & AVANT	89-94	3D, AAS	1	•					•	•
AUDI 100 2.5D & AVANT	91-94	AAT, ABP, 1T	40	•					•	•
AUDI 80 1.9TD	91-94	AAZ	1	•					•	•
AUDI 80 1.9TDi AVANT & CABRIO	91-96	1Z	40	•					•	•
AUDI 80 1.9TDi, CABRIO	96-	AHU	40	•					•	•
AUDI A2 1.2TDi	00-	ANY	40	•					•	•
AUDI A2 1.4TDi, PD	00-	AMF	40	•					•	•
AUDI A3 1.9TDi	96-	AHU, AGR, AHF, AJM, ALH	40	•				•	•	•
AUDI A3 1.9TDi	00-	ASZ, ATD	40	•					•	•
AUDI A4 1.9D	96-97	AFF, AHH	40	•					•	•
AUDI A4 1.9TDi	94-	1Z, AFN	40	•					•	•
AUDI A4 1.9TDi	98-	AJM	40	•					•	•
AUDI A4 1.9TDi	01-	AVF	40	•					•	•
AUDI A4 1.9TDi	96-97	AHU	40	•					•	•
AUDI A4 1.9TDi	97-	AHU, AFF, AJM, ATJ	40	•					•	•
AUDI A4 1.9TDi AVANT	97-	AHH, AHU, 1Z, AFN, AJM	40	•					•	•
AUDI A4 1.9TDi AVANT, QUATTRO	96-	AFN, AJM	40	•					•	•
AUDI A4 2.5TDi & AVANT V6	97-00	AFB, AKN	44	•					•	•
AUDI A4 2.5TDi & AVANT V6	00-	AKE, AVL	44	•					•	•

All Compression Glowplug Adaptors are prefixed VS2043 and individual adaptors identified as -1, -2 etc. eg: GP Adaptor No.1 = VS2043-1. When ordering adaptors always quote the full part number.

Application Listing by Vehicle – Glowplug Adaptors			GP Adaptor Sets				Compression Kits			
VEHICLE	YEAR	ENGINE	Glowplug Adaptor No.	VS20451	VS20452	VS20453	VS20454	VS2042 POPULAR	VS2043 DELUXE	VS2044 MASTER
CITROEN continued										
CITROEN C3 1.4Hdi	03-	DV4TD	60		•				•	•
CITROEN C5 2.0Hdi	01-	DW10TD, DW10TED	45		•				•	•
CITROEN C5 2.2Hdi	01-	DW12TED4	45		•				•	•
CITROEN DISPATCH 1.9D	94-98	XUD9AU	1	•					•	•
CITROEN DISPATCH 1.9D	98-	DW8	40	•					•	•
CITROEN DISPATCH 1.9D, TD	98-	XUD9AU, XUD9TF	1	•					•	•
CITROEN DISPATCH 2.0Hdi	98-	DW10	45		•				•	•
CITROEN DISPATCH 2.4D	94-98	DJ5	1	•					•	•
CITROEN DISPATCH 2.4TD	94-96	DJ5T	1	•					•	•
CITROEN DISPATCH 2.5DTi	96-	DJ5TED	43		•				•	•
CITROEN EVASION 1.9TD	94-	XUD9TF, XUD9BTF	1	•					•	•
CITROEN EVASION 2.0Hdi	99-	DW10ATED	45		•				•	•
CITROEN EVASION 2.0TD	96-	DXH	1	•					•	•
CITROEN EVASION 2.1TD	96-	XUD118TE	1	•					•	•
CITROEN JUMPER 1.9D	98-	XUD9, XUD9AU	1	•					•	•
CITROEN JUMPER 1.9D	94-98	XUD9, XUD9AU	1	•					•	•
CITROEN JUMPER 1.9TD	98-	XUD9TE, XUD9TF	1	•					•	•
CITROEN JUMPER 1.9TD	94-98	XUD9TF (DXH, D8C)	1	•					•	•
CITROEN JUMPER 2.0Hdi	98-	DW10, DW10TD	45		•				•	•
CITROEN JUMPER 2.4D	94-98	DJ5	1	•					•	•
CITROEN JUMPER 2.4TD	98-	DJ5, DJ5T	1	•					•	•
CITROEN JUMPER 2.4TD	94-96	DJ5T	1	•					•	•
CITROEN JUMPER 2.5DTi	96-	DJ5TED	43		•				•	•
CITROEN JUMPER 2.8DTi	00-		1	•					•	•
CITROEN JUMPY 1.9D	95-	XUD9A (D9B)	1	•					•	•
CITROEN JUMPY 1.9TD	95-	DXH, D8B	1	•					•	•
CITROEN JUMPY 2.0Hdi	98-	DW10ATED, BTED, TED4	45		•				•	•
CITROEN JUMPY 2.5D	94-	DJ5	1	•					•	•
CITROEN JUMPY 2.5TD	94-	DJ5T	1	•					•	•
CITROEN RELAY 1.8D	98-	DW8	40	•					•	•
CITROEN RELAY 1.8TD	98-	DW8TD	40	•					•	•
CITROEN RELAY 1.9D	95-	XUD9A	1	•					•	•
CITROEN RELAY 1.9D	98-	DW8	40	•					•	•
CITROEN RELAY 1.9TD	98-	XUD9TF	1	•					•	•
CITROEN RELAY 1.9TD	95-98	XUD9TF	1	•					•	•
CITROEN RELAY 2.0Hdi	00-	DW10	45		•				•	•
CITROEN RELAY 2.4D	98-	DJ5	1	•					•	•
CITROEN RELAY 2.4D	94-98	DJ5	1	•					•	•
CITROEN RELAY 2.4TD	94-96	DJ5T	1	•					•	•
CITROEN RELAY 2.5D	94-	DJ5	1	•					•	•
CITROEN RELAY 2.5DTi	96-	DJ5TED	43	•					•	•
CITROEN SAXO 1.5D	96-	TUD5, TUD5B, TUD5L, TUD5Y	40	•					•	•
CITROEN SYNERGIE 1.9TD	98-	XUD9TF, XUD9BTF	1	•					•	•
CITROEN SYNERGIE 1.9TD	94-98	XUD9TF, XUD9BTF	1	•					•	•
CITROEN SYNERGIE 2.0Hdi	01-	DW10	45		•				•	•
CITROEN SYNERGIE 2.0Hdi	99-	DW10ATED	45		•				•	•
CITROEN SYNERGIE 2.1TD	98-	XUD118TE	1	•					•	•

All Compression Glowplug Adaptors are prefixed VS2043 and individual adaptors identified as -1, -2 etc. eg: GP Adaptor No.1 = VS2043-1. When ordering adaptors always quote the full part number.

VEHICLE	YEAR	ENGINE	Glowplug Adaptor No.	GP Adaptor Sets				Compression Kits			
				VS20451	VS20452	VS20453	VS20454	VS2042 POPULAR	VS2043 DELUXE	VS2044 MASTER	
CITROEN <i>continued</i>											
CITROEN SYNERGIE 2.1TD	96-98	XUD11BTE	1	•				•	•	•	
CITROEN XANTIA 1.9D	93-96	XUD9A, XUD9L	1	•				•	•	•	
CITROEN XANTIA 1.9D, TD	98-	XUD9SD	1	•				•	•	•	
CITROEN XANTIA 1.9TD	98-	XUD9BTF	1	•				•	•	•	
CITROEN XANTIA 1.9TD	93-98	XUD9BTF	1	•				•	•	•	
CITROEN XANTIA 2.0Hdi	98-	DW10TD, DW10ATED	45		•			•	•	•	
CITROEN XANTIA 2.1TD	98-	XUD11BTE	1	•				•	•	•	
CITROEN XANTIA 2.1TD	95-98	XUD11BTE	1	•				•	•	•	
CITROEN XM 2.1D	89-95	XUD11A, XUD11L	1	•				•	•	•	
CITROEN XM 2.1TD	98-	XUD11ATE, BTE	1	•				•	•	•	
CITROEN XM 2.1TD	89-98	XUD11ATE, L, BTE	1	•				•	•	•	
CITROEN XM 2.5TD	98-	DK5ATE	1	•				•	•	•	
CITROEN XM 2.5TD	94-98	DK5ATE	1	•				•	•	•	
CITROEN XSARA 1.4Hdi	03-	DV4	60		•			•	•	•	
CITROEN XSARA 1.5D	97-	TUD5	40	•				•	•	•	
CITROEN XSARA 1.8D	98-	XUD7	1	•				•	•	•	
CITROEN XSARA 1.9D	98-	XUD9A	1	•				•	•	•	
CITROEN XSARA 1.9D	97-98	XUD9A	1	•				•	•	•	
CITROEN XSARA 1.9D	98-	DW8, DW8B	40	•				•	•	•	
CITROEN XSARA 1.9TD	98-	XUD9TE, XUD9BSD	1	•				•	•	•	
CITROEN XSARA 1.9TD	97-98	XUD9TE, XUD9TEY	1	•				•	•	•	
CITROEN XSARA 2.0Hdi	99-	DW10, DW10TD/TED	45		•			•	•	•	
CITROEN XSARA PICASSO 2.0Hdi	99-	DW10TD	45		•			•	•	•	
CITROEN ZX 1.4D	94-97	TUD3Y (K9Y)	1	•				•	•	•	
CITROEN ZX 1.5D	94-98	TUD5	40	•				•	•	•	
CITROEN ZX 1.8D	91-97	XUD7 (TO 6778)	1	•				•	•	•	
CITROEN ZX 1.8D	91-97	XUD7 (FROM 6779)	1	•				•	•	•	
CITROEN ZX 1.9D	91-97	XUD9A, XUD9L	1	•				•	•	•	
CITROEN ZX 1.9TD	98-	XUD9T, XUD9L	1	•				•	•	•	
CITROEN ZX 1.9TD	92-98	XUD9T, XUD9L	1	•				•	•	•	
DAEWOO											
DAEWOO KORANDO 2.3D, TD	98-	OM601.990	1	•				•	•	•	
DAEWOO KORANDO 2.9D, TD	99-	OM662, OM601.910	1	•				•	•	•	
DAEWOO KORANDO 2.9TD	96-	OM662.D29									
INT/COOLER			1	•				•	•	•	
DAEWOO MUSSO 2.3D, TDI	99-	OM661LA, OM601.910	1	•				•	•	•	
DAEWOO MUSSO 2.9D, TD	99-	OM622LA	1	•				•	•	•	
DAEWOO MUSSO 2.9TD	97-	OM662.D29									
INT/COOLER			1	•				•	•	•	
FIAT											
FIAT BRAVA/BRAVO 1.9D	95-96	160A7000	1	•				•	•	•	
FIAT BRAVA/BRAVO 1.9JTD	98-99	182B4000 (TO 1716459)	42		•			•	•	•	
FIAT BRAVA/BRAVO 2.0TD	95-96		1	•				•	•	•	
FIAT BRAVA/BRAVO 1.9JTD	00-	182B9000 (1716460 ON)	42		•			•	•	•	
FIAT BRAVA/BRAVO 1.9JTD	99-	182B4000 (1716460 ON)	42		•			•	•	•	
FIAT BRAVA/BRAVO 1.9JTD	99-	AR32302	42		•			•	•	•	
FIAT CROMA 2.5D	90-97	8144.67	1	•				•	•	•	
FIAT DOBLO 1.9JTD	01-		42		•			•	•	•	

All Compression Glowplug Adaptors are prefixed VS2043 and individual adaptors identified as -1, -2 etc. eg: GP Adaptor No.1 = VS2043-1. When ordering adaptors always quote the full part number.

VEHICLE	YEAR	ENGINE	Glowplug Adaptor No.	GP Adaptor Sets				Compression Kits			
				VS20451	VS20452	VS20453	VS20454	VS2042 POPULAR	VS2043 DELUXE	VS2044 MASTER	
FIAT <i>continued</i>											
FIAT SCUDO 2.0JTD	00-	DW10ATED4, DW8TED	45		•			•	•	•	
FIAT SCUDO 2.0JTD	99-	DW10ATED (RHZ)	45		•			•	•	•	
FIAT STILO 1.9JTD	01-		42		•			•	•	•	
FIAT STRADA 1.7TDS	99-	176A3000	1	•				•	•	•	
FIAT TEMPRA 1.9D, TD	90-96	160A7000	1	•				•	•	•	
FIAT TEMPRA 1.9TD	90-96	160A6000, 160A6046, 160B6046									
FIAT TEMPRA 1.9TD	93-96	160D1000	1	•				•	•	•	
FIAT TIPO 1.7D	88-95	149B4000	1	•				•	•	•	
FIAT TIPO 1.9TD	93-95	160D1000, 160A6000	1	•				•	•	•	
FIAT ULYSSE 1.9TD	94-	XUD9TU	1	•				•	•	•	
FIAT ULYSSE 2.0D	00-	DW10ATED4	45		•			•	•	•	
FIAT ULYSSE 2.0JTD	99-	DW10ATED	45		•			•	•	•	
FIAT ULYSSE 2.1TD	96-99	P8C, XUD11ATE	1	•				•	•	•	
FIAT UNO 1.7D	89-94	146B2000	1	•				•	•	•	
FIAT UNO MONDO 1.7D	96-99	146B2000	1	•				•	•	•	
FORD											
FORD COURIER 1.8D	91-	RTC, RTD	1	•				•	•	•	
FORD ECOVAN 2.0D	85-92	RF, R2	24				•	•	•	•	
FORD ESCORT (MK5 ON) 1.8D/TD	95-	D18TC/TI, RFK, RVA,	1	•				•	•	•	
FORD ESCORT (MK5 ON) 1.8D, TD	88-96	RTF, RTH, RFD, D18TI, D18TC									
FORD ESCORT VAN 1.8D, 1.8TD	88-96		1	•				•	•	•	
FORD ESCORT VAN 1.8TDi	96-	D18TDi, RFK	1	•				•	•	•	
FORD FIESTA (MK4 ON) 1.8D, 1.8TD	95-	D18NA, RTK, RTJ	1	•				•	•	•	
FORD FIESTA 1.4 DURATORQ		DV4TD	60		•			•	•	•	
FORD FIESTA MK3 1.8D, 1.8TD	89-95	RTC, RTD	1	•				•	•	•	
FORD FIESTA MK4 1.8Di	98-	RTP (ENDURA)	1	•				•	•	•	
FORD FIESTA MK4 1.8Di	00-	RTP ENDURA	41	•				•	•	•	
FORD FOCUS 1.8Di	99-	BHDA, BHDB	41	•				•	•	•	
FORD FOCUS 1.8TDi	98-	C9D ENDURA	41	•				•	•	•	
FORD FUSION 1.4TDCi	03-	DV4TD	60		•			•	•	•	
FORD FOCUS C-MAX 1.6TDCi	03-	DV6TED4	60		•			•	•	•	
FORD GALAXY 1.9TD	95-	1Z, ANU, AHU	40	•				•	•	•	
FORD GALAXY 1.9TDi	95-	AFN, ANU	40	•				•	•	•	
FORD GALAXY 1.9TDi	00-	AJM	40	•				•	•	•	
FORD GRANADA 2.5D	85-95	STP	1	•				•	•	•	
FORD MAVERICK 2.7TD	93-96	TD27T	24				•	•	•	•	
FORD MAVERICK 2.7TD	96-	TD27E	24				•	•	•	•	
FORD MONDEO 1.8D, 1.8TD	93-96	RFN, RFM	1	•				•	•	•	
FORD MONDEO 1.8TDi	96-	D18TI	1	•				•	•	•	
FORD MONDEO 2.0TDCi	00-	D5BA, D6BA	46		•			•	•	•	
FORD MONDEO 2.0TDCi	00-	HJBA, HJBB, FMBA	46		•			•	•	•	
FORD RANGER 2.5D, TD	99-		24				•	•	•	•	
FORD SCORPIO 2.5D	85-94	STR	1	•				•	•	•	
FORD SCORPIO 2.5TD	93-94	E2D30, VM 492 SLIRF	1	•				•	•	•	
FORD SCORPIO 2.5TD	95-98	SCC, SCD (VM25-TCI)	40					•	•	•	
FORD TRANSIT 2.0TDi	00-	D3FA, ABFA, F3FA, F1FA	46		•			•	•	•	

All Compression Glowplug Adaptors are prefixed VS2043 and individual adaptors identified as -1, -2 etc. eg: GP Adaptor No.1 = VS2043-1. When ordering adaptors always quote the full part number.

VEHICLE	YEAR	ENGINE	Glowplug Adaptor No.	GP Adaptor Sets				Compression Kits		
				VS20451	VS20452	VS20453	VS20454	VS2042 POPULAR	VS2043 DELUXE	VS2044 MASTER
<i>FIAT continued</i>										
FIAT DUCATO 1.9D	88-94	230A2000	1	•				•	•	•
FIAT DUCATO 1.9D	94-	DJY (230A)	1	•				•	•	•
FIAT DUCATO 1.9TD	94-	230A3000, 230A4000	1	•				•	•	•
FIAT DUCATO 2.0D	87-94	149B1000	1	•				•	•	•
FIAT DUCATO 2.5D	86-94	8144.61, 8144.67	1	•				•	•	•
FIAT DUCATO 2.5TD 4x4	90-94	8140.27	1	•				•	•	•
FIAT DUCATO 1.9TD	90-94	280A1000, 230A3000, 230A4000	1	•				•	•	•
FIAT DUCATO 1.9TD	98-	DHX	1	•				•	•	•
FIAT DUCATO 2.5D & 4x4	86-94	8144.67.220	1	•				•	•	•
FIAT DUCATO 2.5TD	94-	8140.47.2280	1	•				•	•	•
FIAT DUCATO 2.5TD & 4x4	89-94	8144.21.220	1	•				•	•	•
FIAT DUCATO 2.5TDI	94-	8140.47.2200	1	•				•	•	•
FIAT DUCATO 2.5D (&4WD)	94-98	8140.67	1	•				•	•	•
FIAT DUCATO 2.5D MAXI	90-94	8144.67	1	•				•	•	•
FIAT DUCATO 2.5TD MAXI	90-94	8140.27	1	•				•	•	•
FIAT DUCATO 2.4D	86-94		1	•				•	•	•
FIAT DUCATO 2.4TD (2.5TD & 4WD)	86-94	8144.21.220	1	•				•	•	•
FIAT FIORINO 1.5D	93-		1	•				•	•	•
FIAT FIORINO 1.7D	92-	146B2000	1	•				•	•	•
FIAT FIORINO 1.7TDS	97-	146D7000	1	•				•	•	•
FIAT MAREA 1.9JTD	99-	182B4000	42	•	•			•	•	•
FIAT MAREA 1.9JTD	00-	186A6000	42	•	•			•	•	•
FIAT MAREA 1.9TD	96-99	182A7000, 182A8000	1	•				•	•	•
FIAT MAREA 2.4JTD	99-	185A6000	42	•	•			•	•	•
FIAT MAREA 2.4TD	96-99	185A2000	1	•				•	•	•
FIAT MARENGO 1.9D	90-96	160A7000	1	•				•	•	•
FIAT MARENGO 1.9JTD	99-	182B4000	42	•	•			•	•	•
FIAT MARENGO 1.9TD	90-96	160A6000	1	•				•	•	•
FIAT MARENGO 1.9TD	97-00	182A7000, 182A8000	1	•				•	•	•
FIAT MULTIPLA 1.9JTD	99-	182B4000	42	•	•			•	•	•
FIAT MULTIPLA 1.9JTD	00-	186A6000	42	•	•			•	•	•
FIAT PALIO 1.7D	97-	176B3000	1	•				•	•	•
FIAT PALIO 1.9JTD	01-		42	•	•			•	•	•
FIAT PALIO WEEKEND 70 1.7TD	97-	176A3000	1	•				•	•	•
FIAT PUNTO 1.7D	93-	176A3000, 176B3000	1	•				•	•	•
FIAT PUNTO 1.7TD	93-99	176TD, 1697TT	1	•				•	•	•
FIAT PUNTO 1.7TD	93-96	176A3000, 176B3000	1	•				•	•	•
FIAT PUNTO 1.7TD	96-	176A5000	1	•				•	•	•
FIAT PUNTO II 1.9Di	99-	188A3000	1	•				•	•	•
FIAT PUNTO II 1.9JTD	99-	188A2000	42	•				•	•	•
FIAT PUNTO VAN 1.7D	94-96	176A3000, 176B3000	1	•				•	•	•
FIAT PUNTO VAN 1.7TDS	94-96	176A5000	1	•				•	•	•
FIAT PUNTO VAN 1.7TDS	97-	176A3000, 176B3000	1	•				•	•	•
FIAT PUNTO VAN 1.9Di	99-	188A3000	1	•				•	•	•
FIAT SCUDO 1.8D	98-	DW8, DW8B	40	•				•	•	•
FIAT SCUDO 1.8TD	98-	DW8TD	40	•				•	•	•
FIAT SCUDO 1.9D	95-98	D9B	1	•				•	•	•
FIAT SCUDO 1.9TD	95-98	DHX, D8B	1	•				•	•	•

All Compression Glowplug Adaptors are prefixed VS2043 and individual adaptors identified as -1, -2 etc. eg: GP Adaptor No.1 = VS2043-1. When ordering adaptors always quote the full part number.

VEHICLE	YEAR	ENGINE	Glowplug Adaptor No.	GP Adaptor Sets				Compression Kits		
				VS20451	VS20452	VS20453	VS20454	VS2042 POPULAR	VS2043 DELUXE	VS2044 MASTER
<i>FORD continued</i>										
FORD TRANSIT 2.4TDi, Di	00-	F4FA, D2FA, D4FA, DOFA	46		•				•	•
<i>HONDA</i>										
HONDA ACCORD 2.0TDi	96-98	20TN2 L SERIES	40	•					•	•
HONDA CIVIC 2.0D	96-	20TN2 L SERIES	40	•					•	•
HONDA CIVIC AERODECK 2.0TDi	98-	20TN2 L SERIES	40	•					•	•
HONDA CONCERTO 1.8TD	94-96	XUD7T	1	•					•	•
<i>HYUNDAI</i>										
HYUNDAI PORTER (H100) 2.5D	93-	4D56, D4BX, D4BA, D4BB, D4BF	24				•			•
HYUNDAI SATELLITE 2.5TD (H1)	97-	D4BF	24				•			•
HYUNDAI STAREX 2.5D (H1)	97-	D4BB	24				•			•
HYUNDAI STAREX 2.5TD (H1)	97-	D4BF	24				•			•
<i>ISUZU</i>										
ISUZU GEMINI 1.5D	88-93	4EC1	25						•	•
ISUZU GEMINI 1.5TD	88-93	T4EC1	25						•	•
ISUZU PICKUP 2.0D	83-93	C190	25						•	•
ISUZU RODEO 3.1TD	91-		25						•	•
ISUZU TROOPER 3.1TD	91-		25						•	•
<i>JEEP</i>										
JEEP CHEROKEE 2.1TD	87-95	J8S814	1	•					•	•
JEEP CHEROKEE 2.1TD	88-95	J8S890	1	•					•	•
JEEP CHEROKEE 2.5TD	94-	VM HR425	1	•					•	•
JEEP CHEROKEE 2.5TD	94-	VM HR425 CLIRX	1	•					•	•
JEEP COMMANCHE 2.1TD	88-98	J8S814	1	•					•	•
JEEP GRAND CHEROKEE 2.5TD	93-99	VM	40	•					•	•
JEEP GRAND CHEROKEE 3.1TD	99-		40	•					•	•
JEEP WAGONEER 2.1TD	88-94	J8S814	1	•					•	•
JEEP WRANGLER 2.1TD	88-		1	•					•	•
JEEP WRANGLER 2.5TD	88-	VM	1	•					•	•
<i>KIA</i>										
KIA BESTA 2.2D 2WD	92-02	HW SOHC	24						•	•
KIA BESTA 2.7D 2WD	90-99	VN OHV	24						•	•
KIA NITRAMA 2.7D	96-	JZ	24						•	•
KIA PREGIO 2.7D	96-	JZ	24						•	•
KIA SPORTAGE 2.0TDi	96-	RF	24						•	•
<i>LADA</i>										
LADA COSSACK 1.9D 2121	94-	XUD9L	1	•					•	•
LADA HUSSAR 1.9D 2121	94-	XUD9L	1	•					•	•
LADA NIVA 1.9D 2121	94-	XUD9L	1	•					•	•
LADA SAMARA 1.5D (2109)	96-	TUD5L	40	•					•	•
<i>LANCIA</i>										
LANCIA DEDRA 1.9TD	89-94	835A4000	1	•					•	•
LANCIA DEDRA 1.9TD	94-99	160D1000	1	•					•	•
LANCIA DEDRA 1.9TDS	93-	160D1000	1	•					•	•
LANCIA DELTA 1.9TD HPE	96-99		1	•					•	•
LANCIA DELTA 1.9TDS	93-96	835A4000	1	•					•	•
LANCIA DELTA 1.9TDS	93-99	160D1000	1	•					•	•
LANCIA KAPPA 2.4JTD	99-00	838A8000	42		•				•	•

All Compression Glowplug Adaptors are prefixed VS2043 and individual adaptors identified as -1, -2 etc. eg: GP Adaptor No.1 = VS2043-1. When ordering adaptors always quote the full part number.

VEHICLE	YEAR	ENGINE	Glowplug Adaptor No.	GP Adaptor Sets				Compression Kits		
				VS20451	VS20452	VS20453	VS20454	VS2042 POPULAR	VS2053 DELUXE	VS2054 MASTER
LANCIA continued										
LANCIA KAPPA 2.4JTD	97-99	838A8000, AR34202	42	•	•			•	•	•
LANCIA KAPPA 2.4TD	95-96	838A3000	1	•				•	•	•
LANCIA KAPPA 2.4TD	96-98	838A7000	1	•				•	•	•
LANCIA LYBRA 1.9JTD	99-	AR32302, AR37101	42	•	•			•	•	•
LANCIA LYBRA 1.9JTD	98-	932	42	•	•			•	•	•
LANCIA LYBRA 2.4JTD	99-	932	42	•	•			•	•	•
LANCIA LYBRA 2.4JTD	99-	839A5000, 839A6000	42	•	•			•	•	•
LANCIA THEMA 2.4TD	93-94	8144	1	•				•	•	•
LANCIA THEMA 2.5TD	88-94	8144.97, Y EDC BOSCH	1	•				•	•	•
LAND ROVER										
LAND ROVER DEFENDER 2.5D	90-		1	•				•	•	•
LAND ROVER DEFENDER 2.5TDi (130)	90-	GEMINI TCI 23L, 11L	43	•				•	•	•
LAND ROVER DISCOVERY 2.5TDi	89-94	GEMINI 12L, 21L	43	•				•	•	•
LAND ROVER DISCOVERY 2.5TDi	93-99	GEMINI 19L	43	•				•	•	•
LAND ROVER FREELANDER 2.0TDi	97-00	20TCI-E	40	•				•	•	•
LANDROVER FREELANDER 2.0TDi	00-	M47R (BMW ENGINE)	40	•				•	•	•
LDV										
LDV 200 1.9D	94-96	XUD9	1	•				•	•	•
LDV 200 2.0D	89-96	O SERIES	1	•				•	•	•
LDV 400 2.5D	89-96	PEUGEOT	1	•				•	•	•
LDV 400 2.5D	83-96	PERKINS	1	•				•	•	•
LDV 400 2.5TD	89-96	PEUGEOT	1	•				•	•	•
LDV CUB 2.3D	98-	LD23	24			•		•	•	•
LDV PILOT 1.9D	96-	XUD9A	1	•				•	•	•
MAZDA										
MAZDA 121 1.8D	96-	RTJ	1	•				•	•	•
MAZDA 323 1.7D	89-96	12 VOLT	24			•		•	•	•
MAZDA 323 1.7D	91-94	PN2, 26, 54, 62	24			•		•	•	•
MAZDA 323 2.0D	97-98	RF1G	24			•		•	•	•
MAZDA 626 2.0D	92-95	RF	24			•		•	•	•
MAZDA 626 2.0D	92-97	RFH7	24			•		•	•	•
MAZDA 626 2.0D	92-97	RFH5	24			•		•	•	•
MAZDA B2200 2.2D	84-96	F2, R2, S2	24			•		•	•	•
MAZDA E2200 2.2D, 4WD	84-96	F2, R2, R281, R284, R293, R296	24			•		•	•	•
MERCEDES-BENZ										
MERCEDES 200 2.0CDi	98-	OM611.961	43	•				•	•	•
MERCEDES 208 2.3D	91-95	OM601.940	1	•				•	•	•
MERCEDES 210 2.9D	88-95	OM602.940	1	•				•	•	•
MERCEDES 220 2.2CDi	98-	OM611.961	43	•				•	•	•
MERCEDES 290 2.9D GD	93-96	OM602.946	1	•				•	•	•
MERCEDES 290 2.9TD GD	92-96	OM602.942	1	•				•	•	•
MERCEDES 290 2.9TDi GD	96-	OM602.983	2		•			•	•	•
MERCEDES 308 2.3D	91-95	OM601.940	1	•				•	•	•
MERCEDES 310 2.9D	88-95	OM602.940	1	•				•	•	•
MERCEDES 350 3.4TD GD	93-96	OM603.972	1	•				•	•	•
MERCEDES 350 3.5TD GD	91-96	OM603.972	1	•				•	•	•
MERCEDES 408 2.3D	88-94	OM601.940	1	•				•	•	•
MERCEDES 508 2.3D	89-96	OM601.941	1	•				•	•	•

All Compression Glowplug Adaptors are prefixed VS2043 and individual adaptors identified as -1, -2 etc. eg: GP Adaptor No.1 = VS2043-1. When ordering adaptors always quote the full part number.

VEHICLE	YEAR	ENGINE	Glowplug Adaptor No.	GP Adaptor Sets				Compression Kits		
				VS20451	VS20452	VS20453	VS20454	VS2042 POPULAR	VS2043 DELUXE	VS2044 MASTER
MERCEDES continued										
MERCEDES ML270 2.7CDi	99-	OM612.960	43	•				•	•	•
MERCEDES ML400 4.0CDi	01-	OM628	43	•				•	•	•
MERCEDES S300 3.0TD	96-	OM606.961	3		•			•	•	•
MERCEDES S320 CDI	99-	OM613.960	43	•				•	•	•
MERCEDES S350 3.5TD	93-95	OM603.971	1	•				•	•	•
MERCEDES S350 3.5TD	95-96	OM603.971	1	•				•	•	•
MERCEDES S400 4.0CDi	00-	OM628.960	43	•				•	•	•
MERCEDES SPRINTER 2.2CDi	03-	OM611.960	43	•				•	•	•
MERCEDES SPRINTER 2.3D 208, 308, 408	94-	OM601.943		•				•	•	•
MERCEDES SPRINTER 2.9D 212	95-	OM602.986	2		•			•	•	•
MERCEDES SPRINTER 2.9TD 312, 412	95-	OM602.980			•			•	•	•
MERCEDES SPRINTER 210, 310, 410D	97-00	OM602.986	2		•			•	•	•
MERCEDES SPRINTER CDI 208, 308, 408	00-	OM611.987	43	•				•	•	•
MERCEDES SPRINTER CDI 211, 213, 311, 313, 411, 413	00-	OM611.981	43	•				•	•	•
MERCEDES SPRINTER CDI 216, 316, 416, 616	00-	OM612.981	43	•				•	•	•
MERCEDES SPRINTER 2.7CDi	00-	OM612.	43	•				•	•	•
MERCEDES UNIMOG U100	92-	OM602.941, OM602.948	1	•				•	•	•
MERCEDES UNIMOG U100	96-	OM602.981	2		•			•	•	•
MERCEDES UNIMOG U90	92-	OM602.941	1	•				•	•	•
MERCEDES UNIMOG U90	96-	OM602.981	2		•			•	•	•
MERCEDES V200 CDI	99-	OM611.980	43	•				•	•	•
MERCEDES V220 CDI	99-	OM611.980	43	•				•	•	•
MERCEDES V230 2.3TD	96-99	OM601.970	1	•				•	•	•
MERCEDES Vaneo 1.7CDi	02-	OM688	43	•				•	•	•
MERCEDES VARIO 2.9TD 512, 612, 812	96-	OM602.984, OM602.985	2		•			•	•	•
MERCEDES VITO 2.2CDi 108, 110, 112	99-	OM611.980	43	•				•	•	•
MERCEDES VITO 2.3TD 110	96-98	OM601.970	1	•				•	•	•
MERCEDES VITO 2.3D 108	95-	OM601.942	1	•				•	•	•
MITSUBISHI										
MITSUBISHI CHALLENGER 2.5D	98-	4D56T	24				•	•	•	•
MITSUBISHI GALANT 2.0TDi	92-97	4D68	24				•	•	•	•
MITSUBISHI SPACEWAGON 1.8D/TD	83-98	4D65	24				•	•	•	•
MITSUBISHI CANTER 2.5D	86-96	4D56	24				•	•	•	•
MITSUBISHI CHARISMA 1.9TD	96-	F8QT	1	•				•	•	•
MITSUBISHI GALANT 1.8D, TD	88-92	4D65	24				•	•	•	•
MITSUBISHI GALANT 2.0TD	96-	4D68	24				•	•	•	•
MITSUBISHI L200 2.5D	94-96	4D56 SOHC	24				•	•	•	•
MITSUBISHI L200 2.5D	93-94	4D56 SOHC	24				•	•	•	•
MITSUBISHI L200 2.5TD	92-	4D56	24				•	•	•	•

All Compression Glowplug Adaptors are prefixed VS2043 and individual adaptors identified as -1, -2 etc. eg: GP Adaptor No.1 = VS2043-1. When ordering adaptors always quote the full part number.

VEHICLE	YEAR	ENGINE	Glowplug Adaptor No.	GP Adaptor Sets				Compression Kits			
				VS20451	VS20452	VS20453	VS20454	VS2042 POPULAR	VS2043 DELUXE	VS2044 MASTER	
<i>MERCEDES continued</i>											
MERCEDES 511 4.0D	95-	OM364 LA	2			•				•	
MERCEDES 611 4.0D	95-96	OM364 LA	2			•				•	
MERCEDES 711 4.0D	95-96	OM364 LA	2			•				•	
MERCEDES 714 4.3D	95-96	OM364 LA	2			•				•	
MERCEDES 811 4.0D	95-96	OM364 LA	2			•				•	
MERCEDES 814 4.0D	95-	OM364 LA	2			•				•	
MERCEDES A160 1.7CDi	98-	OM688.940	43	•						•	
MERCEDES C200 2.0D	96-	OM604.915	3			•				•	
MERCEDES C200 2.0D	93-95	OM601.913	1	•						•	
MERCEDES C200 2.1CDi	00-	OM611.962	43	•						•	
MERCEDES C200 2.2D	98-	OM611.962	43	•						•	
MERCEDES C200 2.2TD	98-	OM611.960	43	•						•	
MERCEDES C220 2.2D	93-98	OM604.910	3			•				•	
MERCEDES C250 2.5D	93-95	OM605.910	2			•				•	
MERCEDES C250 2.5D	94-95	OM605.910	3			•				•	
MERCEDES C250 2.5TD KOMBI	96-00	OM605.960	3			•				•	
MERCEDES C270 2.7CDi	00-	OM612.962	43	•						•	
MERCEDES E200 2.0D	82-95	OM601.913	1	•						•	
MERCEDES E200 2.0D	93-95	OM601.912	1	•						•	
MERCEDES E200 2.0D	95-	OM604.917	3			•				•	
MERCEDES E200 2.1DCDi	95-	OM611.961	43	•						•	
MERCEDES E220 2.2D	95-98	OM604.912	3			•				•	
MERCEDES E220 2.2TD KOMBI	98-	OM611.961	43	•						•	
MERCEDES E250 2.5CDi	97-	OM605.962	43	•						•	
MERCEDES E250 2.5D	93-	OM605.911	3			•				•	
MERCEDES E250 2.5TD	92-95	OM602.962	1	•						•	
MERCEDES E250 2.5TD	95-97	OM605.912	3			•				•	
MERCEDES E270 2.7CDi	99-	OM612.960	43	•						•	
MERCEDES E270 2.7CDi	02-	OM646.961	43	•						•	
MERCEDES E290 2.9CDi	96-	OM602.982	43	•						•	
MERCEDES E290 2.9TD	95-	OM602.982	2			•				•	
MERCEDES E300 3.0D	93-97	OM606	3			•				•	
MERCEDES E300 3.0D	95-	OM606.912	3			•				•	
MERCEDES E300 3.0D TE KOMBI	92-96	OM606.910	3			•				•	
MERCEDES E300 3.0TD	96-	OM606.962	3			•				•	
MERCEDES E320 3.2CDi	99-	OM613.961	43	•						•	
MERCEDES G240 2.5D	90-	OM602	1	•						•	
MERCEDES G270 2.7CDi	99-	OM612	43	•						•	
MERCEDES G290 2.9D	93-	OM602.942, OM602.947, OM602.983	1	•						•	
MERCEDES G300 3.0D	93-	OM603.931	1	•						•	
MERCEDES G300 3.0TD	96-	OM606.964	3			•				•	
MERCEDES G350 3.5TD	93-	OM603.972	1	•						•	
MERCEDES MB100 2.4D	91-95	OM616.963	1	•						•	
MERCEDES MB100 2.4D	96-	OM661.911	1	•						•	
MERCEDES MB140 2.4D	88-95	OM616.963	1	•						•	
MERCEDES MB180 2.4D	88-95	OM616.963	1	•						•	
MERCEDES MB80 2.4D	93-95	OM616.963	1	•						•	

All Compression Glowplug Adaptors are prefixed VS2043 and individual adaptors identified as -1, -2 etc. eg: GP Adaptor No.1 = VS2043-1. When ordering adaptors always quote the full part number.

VEHICLE	YEAR	ENGINE	Glowplug Adaptor No.	GP Adaptor Sets				Compression Kits			
				VS20451	VS20452	VS20453	VS20454	VS2042 POPULAR	VS2043 DELUXE	VS2044 MASTER	
<i>MITSUBISHI continued</i>											
MITSUBISHI L300 2.5D	86-96	4D56	24							•	
MITSUBISHI L300 2.5D, TD	87-96	4D56 SOHC	24							•	
MITSUBISHI L400 2.5TD	94-	4D56	24							•	
MITSUBISHI LANCER 2.0D	88-97	4D68	24							•	
MITSUBISHI PAJERO 2.5TDI/COOL	93-98	4D56	24							•	
MITSUBISHI PAJERO 2.5TD I/COOL	93-99	4D56	24							•	
MITSUBISHI PAJERO 3.2DTI/COOL	00-	4M41	26							•	
MITSUBISHI SPACEGEAR 2.5TDi 4WD	94-	4D56								•	
MITSUBISHI SPACERUNNER 2.0TD	91-99	4D68	24							•	
MITSUBISHI SPACESTAR 1.9D	00-	F9Q1	40	•						•	
MITSUBISHI SPACEWAGON 2.0TD	91-98	4D68	24							•	
NISSAN											
NISSAN ALMERA 2.0D	95-96	CD20	23							•	
NISSAN ALMERA 2.2DT	00	YD22T	26							•	
NISSAN CABSTAR 2.3TD	82	TD23	24							•	
NISSAN CRABSTAR 2.5TD	82-97		24							•	
NISSAN CABSTAR 2.7TD	82		24							•	
NISSAN KING CAB 2.5D	93	TD25	24							•	
NISSAN KING CAB 2.5TD	98	TD25	24							•	
NISSAN KING CAB 2.5TDi	98	TD25Ti	24							•	
NISSAN MICRA 1.5D	98	TUD5, TUD15	43	•						•	
NISSAN MICRA 1.5TD	02	K9K	40	•						•	
NISSAN PATHFINDER 2.7D	93	TD27	24							•	
NISSAN PATHFINDER 2.7TD	93	TD27ET	24							•	
NISSAN PATROL 2.7TD	93	TD27	24							•	
NISSAN PATROL 2.8D	89-97	RD28	1	•						•	
NISSAN PATROL 4.2D	93-	TD42 VIZ	24							•	
NISSAN PICKUP 2.5D	93-98	TD25	24							•	
NISSAN PICKUP 2.5TD	87-98	TD25	24							•	
NISSAN PRIMERA 2.0D	91-96	CD20	23							•	
NISSAN PRIMERA 2.2DT	00-	YD22T	26							•	
NISSAN SERENA 2.0D	92-94	LD20	24							•	
NISSAN SERENA 2.3D	94-	LD23 OHC	24							•	
NISSAN TERRANO II 2.7D	93-96	TD25, TD27	24							•	
NISSAN TERRANO II 2.7TD	93-96	TD27T OHV	24							•	
NISSAN TRADE 2.3D	97-	LD23	24							•	
NISSAN TRADE 2.5D	97-	LD23	24							•	
NISSAN URVAN 2.0D	82-94	(E20,E23,E24) LD20T	24							•	
NISSAN URVAN 2.5D	93-96	TD25 OHV	24							•	
NISSAN URVAN 2.7TD	82-	TD27	24							•	
NISSAN VANETTE 2.3D	94-	LD23	24							•	
OPEL											
OPEL ARENA 1.9D	98-	F8Q-606	41	•						•	
OPEL ARENA 2.5D	98-	S8U-758	1	•						•	
OPEL ASTRA 1.7D	91-94	17D	1	•						•	

All Compression Glowplug Adaptors are prefixed VS2043 and individual adaptors identified as -1, -2 etc. eg: GP Adaptor No.1 = VS2043-1. When ordering adaptors always quote the full part number.

VEHICLE	YEAR	ENGINE	Glowplug Adaptor No.	GP Adaptor Sets				Compression Kits			
				VS20451	VS20452	VS20453	VS20454	VS2042 POPULAR	VS2043 DELUXE	VS2044 MASTER	
<i>OPEL continued</i>											
OPEL ASTRA 1.7DTL	91-98	X17 DTL	1	•				•	•	•	
OPEL ASTRA 1.7TD	94-98	TC4EC1	25			•		•	•	•	
OPEL ASTRA 1.7TD	91-96	TC4EE1	25			•		•	•	•	
OPEL ASTRA 1.7TD	91-98	17DT	1	•				•	•	•	
OPEL ASTRA 1.7TD	00-	Y17	27			•		•	•	•	
OPEL ASTRA 1.7TD	96-98	X17 DT (TC4EE1)	25			•		•	•	•	
OPEL ASTRA 2.0Di	98-	X20DILC	43	•				•	•	•	
OPEL ASTRA 2.0DTH	00-	Y20DTH	43	•				•	•	•	
OPEL ASTRA 2.0DTI	99-00	Y20DTH	43	•				•	•	•	
OPEL ASTRA 2.0DTL	00-	Y20DTL	43	•				•	•	•	
OPEL ASTRA 2.0DTL	98-00	X20DTL	43	•				•	•	•	
OPEL CAMPO 2.2D PICK-UP	91-97	4FD1	25			•		•	•	•	
OPEL CAMPO 3.1D PICK-UP	97-	4JG2	25			•		•	•	•	
OPEL CAMPO 3.1TD PICK-UP	95-97	4JG2T	25			•		•	•	•	
OPEL COMBO 1.7D	94-	17D	25			•		•	•	•	
OPEL COMBO 1.7D	96-	X17D	25			•		•	•	•	
OPEL CORSA B 1.5D VAN	93-00	15D 4EC1	25			•		•	•	•	
OPEL CORSA B 1.5TD	93-00	15TD	25			•		•	•	•	
OPEL CORSA B 1.7D	93-00	17D	25			•		•	•	•	
OPEL CORSA B 1.7D	96-00	X17D	25			•		•	•	•	
OPEL CORSA 1.3CDTi	04-		60		•			•	•	•	
OPEL FRONTERA A 2.3TD	92-95	DTR OHC	1	•				•	•	•	
OPEL FRONTERA A 2.5TDi	96-98	TDS OHC	40	•				•	•	•	
OPEL FRONTERA B 2.0DTi	97-00	X20DTH	43	•				•	•	•	
OPEL FRONTERA B 2.2DTi	97-	X22DTH	43	•				•	•	•	
OPEL FRONTERA B 2.2DTi	00-	Y22DTH	43	•				•	•	•	
OPEL MONTEREY 3.0DTi	97-	30TD (4JX1)	25			•		•	•	•	
OPEL MONTEREY 3.1TD	91-	4JG2T	25			•		•	•	•	
OPEL MOVANO 1.9DTi	99-	F9Q-770	40	•				•	•	•	
OPEL MOVANO 2.5DTi	98-	S8U-772	1	•				•	•	•	
OPEL MOVANO 2.8DTi	98-	S9W	1	•				•	•	•	
OPEL OMEGA B 2.0Di	96-97	X20DILC	43	•				•	•	•	
OPEL OMEGA B 2.0Di	97-	X20DILC	43	•				•	•	•	
OPEL OMEGA B 2.0DTH	97-00	X20DTH	43	•				•	•	•	
OPEL OMEGA B 2.2DTi	00-	Y22DTH	43	•				•	•	•	
OPEL OMEGA B 2.5TD	94-	U25TD (BMW)	1	•				•	•	•	
OPEL OMEGA C 2.2DTi	00-	Y22DTH	43	•				•	•	•	
OPEL SINTRA 2.2TDi	98-	X22DTH	43	•				•	•	•	
OPEL VECTRA A 1.7TD	90-95	TC4EC1	25			•		•	•	•	
OPEL VECTRA B 1.7TD	95-	X17TD (TC4EE1)	25			•		•	•	•	
OPEL VECTRA B 2.0DTH	96-00	X20DTH	43	•				•	•	•	
OPEL VECTRA 2.0Di	96-97	X20DILC	43	•				•	•	•	
OPEL VECTRA 2.0DTL, Di	97-00	X20DILC	43	•				•	•	•	
OPEL VECTRA 2.0DTi	00-	Y20DTH	43	•				•	•	•	
OPEL VECTRA 2.2DTi	00-	Y22DTR	43	•				•	•	•	
OPEL ZAFIRA 2.0Di	99-	X20DILC	43	•				•	•	•	
OPEL ZAFIRA 2.0DTH	00-	Y20DTH	43	•				•	•	•	
OPEL ZAFIRA 2.0DTL	99-00	X20DTL	43	•				•	•	•	
OPEL ZAFIRA 2.2DTi	99-	X22DTL	43	•				•	•	•	

All Compression Glowplug Adaptors are prefixed VS2043 and individual adaptors identified as -1, -2 etc. eg: GP Adaptor No.1 = VS2043-1. When ordering adaptors always quote the full part number.

VEHICLE	YEAR	ENGINE	Glowplug Adaptor No.	GP Adaptor Sets				Compression Kits			
				VS20451	VS20452	VS20453	VS20454	VS2042 POPULAR	VS2043 DELUXE	VS2044 MASTER	
<i>PEUGEOT continued</i>											
PEUGEOT 806 1.9TD	94-98	XUD9TE	1	•				•	•	•	
PEUGEOT 806 2.0HDi	98-	DW10TED, 4	45		•				•	•	
PEUGEOT 806 2.1TD	98-	XUD11ATE, BTE	1	•				•	•	•	
PEUGEOT 806 2.1TD	95-98	XUD11ATE, XUD11BTE	1	•				•	•	•	
PEUGEOT 807 2.0HDi	02-	DW10TED	45		•				•	•	
PEUGEOT 807 2.2HDi	02-	DW12TED4	45		•				•	•	
PEUGEOT BOXER 1.8D	98-	XUD7	1	•				•	•	•	
PEUGEOT BOXER 1.8D	95-98	XUD7	1	•				•	•	•	
PEUGEOT BOXER 1.9D	98-	XUD9, XUD9AU	1	•				•	•	•	
PEUGEOT BOXER 1.9D	94-95	XUD9, DJY, D9B	1	•				•	•	•	
PEUGEOT BOXER 1.9D	95-98	XUD9, DJY, D9B	1	•				•	•	•	
PEUGEOT BOXER 1.9TD	98-	XUD9TE, XUD9UTF	1	•				•	•	•	
PEUGEOT BOXER 1.9TD	94-98	XUD9TE, XUD9TFU	1	•				•	•	•	
PEUGEOT BOXER 2.0HDi	98-	DW10TD	45		•				•	•	
PEUGEOT BOXER 2.5D	98-	DJ5	1	•				•	•	•	
PEUGEOT BOXER 2.5D	94-98	DJ5	1	•				•	•	•	
PEUGEOT BOXER 2.5DTi	98-	DJ5T	1	•				•	•	•	
PEUGEOT BOXER 2.5DTi	96-	DJ5TED	43	•				•	•	•	
PEUGEOT BOXER 2.5TDi	94-98	DJ5T	1	•				•	•	•	
PEUGEOT BOXER 2.8JTD	97-		1	•				•	•	•	
PEUGEOT EXPERT 1.8D	98-	DW8	40	•				•	•	•	
PEUGEOT EXPERT 1.9D	98-	XUD9A, XUD9L	1	•				•	•	•	
PEUGEOT EXPERT 1.9D	95-98	XUD9A, XUD9L	1	•				•	•	•	
PEUGEOT EXPERT 1.9TD	98-	XUD9TE	1	•				•	•	•	
PEUGEOT EXPERT 1.9TD	95-98	XUD9TE	1	•				•	•	•	
PEUGEOT EXPERT 2.0HDi	99-	DW10TD, DW10BTED	45		•				•	•	
PEUGEOT EXPERT 2.0HDi	00-	DW10ATED (RH, RHZ)	45		•				•	•	
PEUGEOT EXPRESS 1.9D	87-94	XUD9	1	•				•	•	•	
PEUGEOT J5 1.9D	87-94	XUD9A	1	•				•	•	•	
PEUGEOT J5 2.5D	91-94	CRD93	1	•				•	•	•	
PEUGEOT J5 2.5D	94-	DJ5	1	•				•	•	•	
PEUGEOT J5 2.5TD	94-	DJ5T	1	•				•	•	•	
PEUGEOT J5 2.5TD	87-94	CRD93LS	1	•				•	•	•	
PEUGEOT PARTNER 1.8D	98-	XUD7	1	•				•	•	•	
PEUGEOT PARTNER 1.8D	96-98	XUD7	1	•				•	•	•	
PEUGEOT PARTNER 1.9D	98-	XUD9A	1	•				•	•	•	
PEUGEOT PARTNER 1.9D	96-98	XUD9A, XUD9Y	1	•				•	•	•	
PEUGEOT PARTNER 1.9D	98-	DW8, DW8B	40	•				•	•	•	
PEUGEOT PARTNER 2.0HDi	99-	DW10TD	45		•				•	•	
PEUGEOT RANCH 1.9D	97-98	XUD9A	1	•				•	•	•	
PEUGEOT RANCH 1.9D	98-	DW8	40	•				•	•	•	
RANGE ROVER											
RANGE ROVER 2.5 TDS	94-	M51 D25	1	•				•	•	•	
RANGE ROVER 2.5D	89-	GEMINI	43	•				•	•	•	
RANGE ROVER 2.5TD	89-94	VM	1	•				•	•	•	
RANGE ROVER 2.5TDi	94-97	GEMINI 200, 300 Tdi, ETC9091N	43	•				•	•	•	
RANGE ROVER 3.0TDi	02-	M57 D30	43	•				•	•	•	

All Compression Glowplug Adaptors are prefixed VS2043 and individual adaptors identified as -1, -2 etc. eg: GP Adaptor No.1 = VS2043-1. When ordering adaptors always quote the full part number.

VEHICLE	YEAR	ENGINE	Glowplug Adaptor No.	GP Adaptor Sets				Compression Kits		
				VS20451	VS20452	VS20453	VS20454	VS2042 POPULAR	VS2043 DELUXE	VS2044 MASTER
PEUGEOT										
PEUGEOT 106 1.4D, 1.4TD	92-96	TUD3 (K9Y)	1	•				•	•	•
PEUGEOT 106 1.5D	94-	TUD5, TUD5B	40	•				•	•	•
PEUGEOT 205 1.8D	83-97	XUD7, A9A, 161A, R171	1	•				•	•	•
PEUGEOT 205 1.8TD	85-97	XUD7T	1	•				•	•	•
PEUGEOT 205 1.9D	87-94	1.9D	1	•				•	•	•
PEUGEOT 206 1.4D	03-	DV4TD	60		•			•	•	•
PEUGEOT 206 1.9D	98-	DW8, DW8B	40	•				•	•	•
PEUGEOT 206 2.0HDI	99-	DW10, DW10TD	45		•			•	•	•
PEUGEOT 306 1.8D	98-	XUD7	1	•				•	•	•
PEUGEOT 306 1.8D	98-	XUD7 (A9A)	1	•				•	•	•
PEUGEOT 306 1.8D	94-98	XUD7, A9A	1	•				•	•	•
PEUGEOT 306 1.8D	92-95	XUD9	1	•				•	•	•
PEUGEOT 306 1.9D	98-	XUD9	1	•				•	•	•
PEUGEOT 306 1.9D	92-94	XUD9	1	•				•	•	•
PEUGEOT 306 1.9D	94-98	XUD9	1	•				•	•	•
PEUGEOT 306 1.9D	93-01	XUD9A, XUD9L	1	•				•	•	•
PEUGEOT 306 1.9D	98-01	DW8, DW8B	40	•				•	•	•
PEUGEOT 306 1.9TD	98-	XUD9TE	1	•				•	•	•
PEUGEOT 306 1.9TD	93-98	XUD9TE	1	•				•	•	•
PEUGEOT 306 2.0HDI	98-01	DW10, DW10TD	45		•			•	•	•
PEUGEOT 307 1.4HDI	03-	DV4TD	60		•			•	•	•
PEUGEOT 307 1.6HDI	03-	DV6TED4	60		•			•	•	•
PEUGEOT 307 2.0HDI	01-	DW10, DW10TD	45		•			•	•	•
PEUGEOT 309 1.5D	94-	TUD5	40	•				•	•	•
PEUGEOT 309 1.7D	86-93	XUD7, A9A, 161A	1	•				•	•	•
PEUGEOT 309 1.7TD	89-93	XUD7DT, A8A, A8B	1	•				•	•	•
PEUGEOT 309 1.9D	86-93	XUD9Y, XUD9, DJZ, D9A	1	•				•	•	•
PEUGEOT 405 1.8D	88-95	XUD7, A9A, 161A	1	•				•	•	•
PEUGEOT 405 1.9D	93-97	XUD9	1	•				•	•	•
PEUGEOT 405 1.9TD	92-97	XUD9TE, XUD9TF	1	•				•	•	•
PEUGEOT 406 1.9D	96-99	XUD9SD	1	•				•	•	•
PEUGEOT 406 1.9TD	95-98	XUD9BTF, XUD9BSD, XUD9BTE	1	•				•	•	•
PEUGEOT 406 1.9TD	98-	XUD9BTF, SD, TE	1	•				•	•	•
PEUGEOT 406 2.0HDI	98-	DW10, DW10ATED	45		•			•	•	•
PEUGEOT 406 2.0HDI	99-	DW10TD	45		•			•	•	•
PEUGEOT 406 2.1TD	98-99	XUD11BTE	1	•				•	•	•
PEUGEOT 406 2.1TD	95-98	XUD11BTE	1	•				•	•	•
PEUGEOT 406 2.2HDI	00-	DW12TED, DW12TED4	45		•			•	•	•
PEUGEOT 605 2.1TD	98-	XUD11BTE	1	•				•	•	•
PEUGEOT 605 2.1TD	89-94	XUD11, A	1	•				•	•	•
PEUGEOT 605 2.1TD	89-94	XUD11BTE	1	•				•	•	•
PEUGEOT 605 2.1TD	89-94	XUD11ATE	1	•				•	•	•
PEUGEOT 605 2.5TD	98-	DK5ATE	1	•				•	•	•
PEUGEOT 605 2.5TD	94-98	DK5ATE	1	•				•	•	•
PEUGEOT 607 2.0HDI	00-	DW10ATED	45		•			•	•	•
PEUGEOT 607 2.2HDI	00-	DW12TED4	45		•			•	•	•
PEUGEOT 806 1.9TD	98-	XUD9TE	1	•				•	•	•

All Compression Glowplug Adaptors are prefixed VS2043 and individual adaptors identified as -1, -2 etc. eg: GP Adaptor No.1 = VS2043-1. When ordering adaptors always quote the full part number.

VEHICLE	YEAR	ENGINE	Glowplug Adaptor No.	GP Adaptor Sets				Compression Kits		
				VS20451	VS20452	VS20453	VS20454	VS2042 POPULAR	VS2043 DELUXE	VS2044 MASTER
RENAULT										
RENAULT 19 1.9D	91-96	F8Q-706, 742	1	•				•	•	•
RENAULT 19 1.9TD	90-96	F8Q-740, 744	1	•				•	•	•
RENAULT 21 2.1D	92-	J8S-704, 714	1	•				•	•	•
RENAULT 5 1.6D	84-94	F8M-720, 730	1	•				•	•	•
RENAULT CLIO 1.9D	91-98	F8Q-672, 676, 678, 692, 696	1	•				•	•	•
RENAULT CLIO II 1.5D	01-	K9K-70	40	•				•	•	•
RENAULT CLIO II 1.5DCi	01-	K9K65, K9K80	40	•				•	•	•
RENAULT CLIO II 1.9D	98-	F8Q-630, 662	41	•				•	•	•
RENAULT CLIO II 1.9DTi	99-	F9Q-780	40	•				•	•	•
RENAULT CLIO VAN 1.9D	91-96	F8Q-732	1	•				•	•	•
RENAULT CLIO VAN 1.9D	90-96	F8Q-730	1	•				•	•	•
RENAULT ESPACE II 2.1TD	91-96	J8S	1	•				•	•	•
RENAULT ESPACE III 1.9DTi	99-	F9Q-722, 716, 720	40	•				•	•	•
RENAULT ESPACE III 2.2DCi	00-	G9T-710	47		•			•	•	•
RENAULT ESPACE III 2.2TD	96-00	G8T-714, 716	40	•				•	•	•
RENAULT EXPRESS 1.9D	91-	F8Q-684, 722, 724, 774, 776	1	•				•	•	•
RENAULT EXPRESS 1.9D	96-	F8Q-640, 644, 646, 648, 682	1	•				•	•	•
RENAULT EXTRA 1.6D	86-94	F8M-720	1	•				•	•	•
RENAULT EXTRA 1.9D	91-95	F8Q-640, 644, 646, 678	1	•				•	•	•
RENAULT EXTRA 1.9D	96-98	F8Q-722, 724, 774, 776	1	•				•	•	•
RENAULT EXTRA 1.9D	94-	F8Q-640	1	•				•	•	•
RENAULT KANGOO 1.5DCi	01-	K9K65, K9K80	40	•				•	•	•
RENAULT KANGOO 1.9D	98-	F8Q-662, F8Q-630	41	•				•	•	•
RENAULT KANGOO 1.9D	99-	F8Q-632	41	•				•	•	•
RENAULT KANGOO 1.9DTi	99-	F9Q-780	40	•				•	•	•
RENAULT LAGUNA 1.9DCi	99-	F9Q-718	40	•				•	•	•
RENAULT LAGUNA 1.9DTi	96-98	F9Q-716	40	•				•	•	•
RENAULT LAGUNA 1.9DTi	99-	F9Q-710, 717, 718	40	•				•	•	•
RENAULT LAGUNA 2.2D	96-98	G8T-706, 752, 790, 792, 794	40	•				•	•	•
RENAULT LAGUNA 2.2TD	96-98	G8T-760	40	•				•	•	•
RENAULT LAGUNA II 1.9DCi	01-	F9Q-750, 751, 752, 754	40	•				•	•	•
RENAULT LAGUNA II 2.2DCi	01-	G9T	40	•				•	•	•
RENAULT MASTER 1.9DTi	99-	F9Q-770	40	•				•	•	•
RENAULT MASTER 2.1D	80-95	J8S-330	1	•				•	•	•
RENAULT MASTER 2.1D	95-98	J8S	1	•				•	•	•
RENAULT MASTER 2.2DCi	00-	G9T-720	47		•			•	•	•
RENAULT MASTER 2.4D	85-98	T35D, S8U-748	1	•				•	•	•
RENAULT MASTER 2.5TD	85-98	T35D, S8U-748	1	•				•	•	•
RENAULT MASTER 2.8DTi	97-	S9W-700, 702, 714, 740	1	•				•	•	•
RENAULT MEGANE 1.5DCi	02-	K9K	40	•				•	•	•
RENAULT MEGANE 1.9D	98-	F8Q-788	41	•				•	•	•
RENAULT MEGANE 1.9D	96-99	F8Q-620, 624	1	•				•	•	•
RENAULT MEGANE 1.9DTi	96-98	F9Q-734, F8Q-784	40	•				•	•	•
RENAULT MEGANE 1.9DTi	99-	F9Q-731, 732, 736, 740	40	•				•	•	•

All Compression Glowplug Adaptors are prefixed VS2043 and individual adaptors identified as -1, -2 etc. eg: GP Adaptor No.1 = VS2043-1. When ordering adaptors always quote the full part number. If the adaptor is required for cylinder leakage testing the prefix is VS2052

VEHICLE	YEAR	ENGINE	Glowplug Adaptor No.	GP Adaptor Sets				Compression Kits			
				VS20451	VS20452	VS20453	VS20454	VS2042 POPULAR	VS2043 DELUXE	VS2044 MASTER	
RENAULT continued											
RENAULT MEGANE SCENIC 1.9D	96-99	F8Q-620, 624	1	•				•	•	•	
RENAULT MEGANE SCENIC 1.9D	96-	F8Q-788	41	•				•	•	•	
RENAULT MEGANE SCENIC 1.9DCi	99-	F9Q-731, 732, 736, 740	40	•				•	•	•	
RENAULT MEGANE SCENIC 1.9DTi	99-	F9Q-731, 732, 736, 740	40	•				•	•	•	
RENAULT RAPID 1.9D	91-95	F8Q-640, 644, 646, 678	1	•				•	•	•	
RENAULT RAPID 1.9D	96-	F8Q-722, 724, 774, 776	1	•				•	•	•	
RENAULT RAPID 1.9D	94-	F8Q-640	1	•				•	•	•	
RENAULT SAFRANE 2.1TD	92-96	J8S-760	1	•				•	•	•	
RENAULT SAFRANE 2.2TD	96-	G8T-740 (RTE, RXE, RXT)	40	•				•	•	•	
RENAULT SAFRANE 2.5TD	93-96	S8U-762, 763	1	•				•	•	•	
RENAULT TRAFIC 1.9D	98-	F8Q-600, F8Q-606	41	•				•	•	•	
RENAULT TRAFIC 2.1D	80-97	J8S-620, 622, 758	1	•				•	•	•	
RENAULT TRAFIC 2.5D	89-99	S8U-758, 780, 782	1	•				•	•	•	
RENAULT TRAFIC 2.5D	90-97	8140.67.2500	1	•				•	•	•	
ROVER											
ROVER 114 1.4D	92-	TUD3	1	•				•	•	•	
ROVER 115 1.5D	95-97	TUD5	40	•				•	•	•	
ROVER 218 1.8TD	91-95	XUD7TE	1	•				•	•	•	
ROVER 218 1.9D	91-	XUD9A	1	•				•	•	•	
ROVER 218 1.9D SD	91-	XUD9	1	•				•	•	•	
ROVER 220 2.0D, SD	96-	20T2RN	40	•				•	•	•	
ROVER 2202.0TDi	96-	20T2N	40	•				•	•	•	
ROVER 25 2.0TD	00-	20T2R	40	•				•	•	•	
ROVER 418 1.8TD	91-	XUD7TE	1	•				•	•	•	
ROVER 418 1.9D	91-	XUD9A	1	•				•	•	•	
ROVER 420 2.0TD/Sdi	95-	20T2N	40	•				•	•	•	
ROVER 420 2.0TDi	96-	20T2R	40	•				•	•	•	
ROVER 45 2.0TD	00-	20T2R	40	•				•	•	•	
ROVER 620 2.0D	95-99	20T2R	40	•				•	•	•	
ROVER 75 2.0CDT	99-	M47 BMW	40	•				•	•	•	
ROVER 825 2.5D	91-95	HR492, 425	1	•				•	•	•	
ROVER 825 2.5TD	91-96	VM425 SLIRA	1	•				•	•	•	
ROVER 825 2.5TD	96-99	VM425	40	•				•	•	•	
ROVER METRO 1.4D	92-95	TUD3	1	•				•	•	•	
SAAB											
SAAB 9-3 2.2DTi	98-	D223L, X22DTH	43	•				•	•	•	
SEAT											
SEAT ALHAMBRA 1.9TDi	96-01	1Z, AFN, AHU	40	•				•	•	•	
SEAT ALHAMBRA 1.9TDi PD	02-	ASZ	40	•				•	•	•	
SEAT ALHAMBRA 1.9TDi 4-MOTION	00-	AUY	40	•				•	•	•	
SEAT AROSA 1.4TDi	99-	AMF	40	•				•	•	•	
SEAT AROSA 1.7Di	97-	AKU	40	•				•	•	•	
SEAT CORDOBA 1.7SDi	97-99		40	•				•	•	•	
SEAT CORDOBA 1.9D	93-	1Y, AEF	1	•				•	•	•	
SEAT CORDOBA 1.9SDi	93-99	AEY	40	•				•	•	•	
SEAT CORDOBA 1.9TD	94-	AAZ	1	•				•	•	•	
SEAT CORDOBA 1.9TDi	96-00	1Z, AHU, AFN	40	•				•	•	•	
SEAT CORDOBA VARIO 1.9SDi	97-	AEY	40	•				•	•	•	

All Compression Glowplug Adaptors are prefixed VS2043 and individual adaptors identified as -1, -2 etc. eg: GP Adaptor No.1 = VS2043-1. When ordering adaptors always quote the full part number. If the adaptor is required for cylinder leakage testing the prefix is VS2052

VEHICLE	YEAR	ENGINE	Glowplug Adaptor No.	GP Adaptor Sets				Compression Kits			
				VS20451	VS20452	VS20453	VS20454	VS2042 POPULAR	VS2043 DELUXE	VS2044 MASTER	
TOYOTA continued											
TOYOTA COROLLA 2.0D	97-	2CES	20					•	•	•	
TOYOTA COROLLA 2.0TD	00-	1CDFTV (D-4D)	22					•	•	•	
TOYOTA DYNA 100 2.5D	88-95	2L OHC	21					•	•	•	
TOYOTA DYNA 150 2.8D	88-	3L OHC	21					•	•	•	
TOYOTA DYNA 3.0D (24v)	93-	B, 11B	20					•	•	•	
TOYOTA DYNA 3.0D 12V	93-	B, 11B	20					•	•	•	
TOYOTA DYNA 3.7D (24V)	93-	14B	20					•	•	•	
TOYOTA DYNA 3.7D 12V	93-	14B	20					•	•	•	
TOYOTA HI-ACE 2.4D	89-95	2L	21					•	•	•	
TOYOTA HI-ACE 2.5D	84-95	2L	21					•	•	•	
TOYOTA HI-ACE 2.5TD	95-	2LT	21					•	•	•	
TOYOTA HI-ACE 3.0D (24v)	93-	B, 11B	20					•	•	•	
TOYOTA HI-ACE 3.0D 12V	93-	B, 11B	20					•	•	•	
TOYOTA HI-ACE 3.7D (24V)	93-	14B	20					•	•	•	
TOYOTA HI-ACE 3.7D 12V	93-	14B	20					•	•	•	
TOYOTA HI-LUX 2.4D	88-97	2L	21					•	•	•	
TOYOTA HI-LUX 2.4TD	90-95	2LT	21					•	•	•	
TOYOTA HI-LUX 2.4TD	90-95	2LT	21					•	•	•	
TOYOTA HI-LUX 2.4TD TARO	89-97	2L	21					•	•	•	
TOYOTA HI-LUX 2.4TD TARO	89-97	2L	21					•	•	•	
TOYOTA LAND CRUISER 2.5D	90-	2L-TE	21					•	•	•	
TOYOTA LAND CRUISER 2.5TD	88-93	2LT	21					•	•	•	
TOYOTA LAND CRUISER 2.8D	93-	3L	21					•	•	•	
TOYOTA LAND CRUISER 4.2D	90-99	1HZ OHC	20					•	•	•	
TOYOTA LAND CRUISER 4.2D	90-98	1HZ OHC	20					•	•	•	
TOYOTA LAND CRUISER 4.2TD	90-95	1HDT OHC	20					•	•	•	
TOYOTA LITE ACE 2.0D 12v	85-95	2C-II	20					•	•	•	
TOYOTA PREVIA 2.0TD	99-	1CDFTV (D-4D)	22					•	•	•	
TOYOTA RAV-4 2.0TD	99-	1CDFTV (D-4D)	22					•	•	•	
TOYOTA STARLET 1.5D	89-	1N	21					•	•	•	
VAUXHALL											
VAUXHALL ARENA 1.9D	98-99	F8Q-600, F8Q-606	41	•				•	•	•	
VAUXHALL ARENA 2.5TD	98-	S8U-780	1	•				•	•	•	
VAUXHALL ARENA 2.5DT	98-99	S8U-758, S8U-782	1	•				•	•	•	
VAUXHALL ASTRA 1.7D	91-	17D, 17DR	1	•				•	•	•	
VAUXHALL ASTRA 1.7TD	98-	X17DTL	1	•				•	•	•	
VAUXHALL ASTRA 1.7TD	90-91	17DT, TC4EE1 (ISUZU)	25					•	•	•	
VAUXHALL ASTRA 1.7TD		Y17 ENGINE	27					•	•	•	
VAUXHALL ASTRA 2.0TDi	97-98	X20D	43	•				•	•	•	
VAUXHALL ASTRA 2.0TDi	98-	X20DTL	43	•				•	•	•	
VAUXHALL ASTRA 2.0TDi	97-98	X20D, Y20DTL, Y20DTH	43	•				•	•	•	
VAUXHALL ASTRA 2.2DTi	00-	Y22DTR	43	•				•	•	•	
VAUXHALL ASTRA VAN 1.7D	88-94	17D, 17DR	1	•				•	•	•	
VAUXHALL ASTRA VAN 1.7TD	94-	X17DTL	1	•				•	•	•	
VAUXHALL BRAVA 2.2D	90-96	4FD1	25					•	•	•	
VAUXHALL BRAVA 2.3D	88-96		25					•	•	•	
VAUXHALL BRAVA 3.1TD	95-	4JG2T	25					•	•	•	
VAUXHALL CAVALIER 1.7D	88-95	17D	1	•				•	•	•	

All Compression Glowplug Adaptors are prefixed VS2043 and individual adaptors identified as -1, -2 etc. eg: GP Adaptor No.1 = VS2043-1. When ordering adaptors always quote the full part number.

VEHICLE	YEAR	ENGINE	Glowplug Adaptor No.	GP Adaptor Sets				Compression Kits			
				VS20451	VS20452	VS20453	VS20454	VS2042 POPULAR	VS2043 DELUXE	VS2044 MASTER	
SEAT continued											
SEAT CORDOBA VARIO 1.9SDi	99-	AGP, AQM	40	•				•	•	•	
SEAT CORDOBA VARIO 1.9TDi	97-	AHU, AGR, ALH	40	•				•	•	•	
SEAT CORDOBA VARIO 1.9TDi	99-	ASV	40	•				•	•	•	
SEAT IBIZA 1.9D	93-96	1Y	1	•				•	•	•	
SEAT IBIZA 1.9SDi	93-99	AEY	40	•				•	•	•	
SEAT IBIZA 1.9TD	93-	AAZ	1	•				•	•	•	
SEAT IBIZA 1.9TDi	96-	1Z, AHU, AFN, AGR, ALH	40	•				•	•	•	
SEAT INCA 1.9D	95-	1Y	1	•				•	•	•	
SEAT INCA 1.9SDi	95-	AEY	40	•				•	•	•	
SEAT INCA 1.9TDi	96-	AHU	40	•				•	•	•	
SEAT INCA VAN 1.9D	96-	1Y, AEY	1	•				•	•	•	
SEAT LEON 1.9SDi	99-	AQM	40	•				•	•	•	
SEAT LEON 1.9TDi	01-	ARL	40	•				•	•	•	
SEAT LEON 1.9TDi	99-	AGR, ALH, AHF	40	•				•	•	•	
SEAT TERRA 1.3D	90-		1	•				•	•	•	
SEAT TERRA 1.4D	90-	1W	1	•				•	•	•	
SEAT TOLEDO 1.9D	91-98	1Y	1	•				•	•	•	
SEAT TOLEDO 1.9SDi	95-98	AEY	40	•				•	•	•	
SEAT TOLEDO 1.9TD	91-97	AAZ	1	•				•	•	•	
SEAT TOLEDO 1.9TDi	96-98	1Z, AFN	40	•				•	•	•	
SEAT TOLEDO 1.9TDi	97-	AGR, AHU, ALH	40	•				•	•	•	
SEAT TOLEDO 1.9TDi	98-	AHF, ASV	40	•				•	•	•	
SEAT TOLEDO 1.9TDi	01-	ARL	40	•				•	•	•	
SKODA											
SKODA FABIA 1.9Di	99-	AGP	40	•				•	•	•	
SKODA FABIA 1.9SDi	99-	ASY	40	•				•	•	•	
SKODA FABIA 1.9TDi	99-	ATD	40	•				•	•	•	
SKODA FELICIA 1.9D	96-	AEF, EHH, 1Y	1	•				•	•	•	
SKODA FELICIA VAN 1.9D	98-	AEF, EHH	1	•				•	•	•	
SKODA OCTAVIA 1.9D	96-		1	•				•	•	•	
SKODA OCTAVIA 1.9SDi	97-	AGP, AQM	40	•				•	•	•	
SKODA OCTAVIA 1.9TDi	00-	AGR, AHF, ALH, ASV, ATD	40	•				•	•	•	
SKODA OCTAVIA 1.9TDi	96-00	1Z	40	•				•	•	•	
SKODA OCTAVIA 1.9PD	00-	ATD	40	•				•	•	•	
SUZUKI											
SUZUKI BALENO 1.9TD	99-	XUD9	1	•				•	•	•	
SUZUKI GRAND VITARA 2.0TDi (HDI)	00-	DW10	45		•				•	•	
SUZUKI VITARA 1.9TD	93-	XUD9	1	•				•	•	•	
SUZUKI VITARA 2.0TD	95-	ET, FT, GT, TA, RF	24				•		•	•	
TOYOTA											
TOYOTA 4RUNNER 2.4TD	90-95	2LT	21				•		•	•	
TOYOTA 4RUNNER 2.5D	93-95	2LT	21				•		•	•	
TOYOTA 4RUNNER 2.8D	93-	3L	21				•		•	•	
TOYOTA AVENSIS 2.0TDi	97-00	2CT, 2CTE	20				•		•	•	
TOYOTA AVENSIS 2.0TDi	99-	1CDFTV (D-4D)	22				•		•	•	
TOYOTA CARINA E 2.0D	92-97	2C	20				•		•	•	
TOYOTA CARINA E 2.0TD	96-97	2CT	20				•		•	•	
TOYOTA COROLLA 1.8D	87-	1C	20				•		•	•	
TOYOTA COROLLA 2.0D	92-97	2C, 2CU	20				•		•	•	

All Compression Glowplug Adaptors are prefixed VS2043 and individual adaptors identified as -1, -2 etc. eg: GP Adaptor No.1 = VS2043-1. When ordering adaptors always quote the full part number.

VEHICLE	YEAR	ENGINE	Glowplug Adaptor No.	GP Adaptor Sets				Compression Kits			
				VS20451	VS20452	VS20453	VS20454	VS2042 POPULAR	VS2043 DELUXE	VS2044 MASTER	
VAUXHALL continued											
VAUXHALL CAVALIER 1.7TD	90-95	17DT, TC4EE1	25						•	•	
VAUXHALL COMBO 1.7D	94-	17D, X17D	25						•	•	
VAUXHALL CORSA 1.3CDTi	04-		60		•				•	•	
VAUXHALL CORSA 1.5D	93-	15D, 4EC1	25						•	•	
VAUXHALL CORSA 1.5TD	88-93	15TD, T4EC1 OHC	25						•	•	
VAUXHALL CORSA 1.5XD	96-00	X15D, 4EC1 OHC	25						•	•	
VAUXHALL CORSA 1.5XTD	96-00	X15TD, 4EE1 OHC	25						•	•	
VAUXHALL CORSA 1.7D	93-00	X17D 4EE1 OHC	25						•	•	
VAUXHALL CORSA VAN 1.7D	93-	17D, X17D	25						•	•	
VAUXHALL FRONTERA 2.2DTi	98-	X22DTH	43	•					•	•	
VAUXHALL FRONTERA 2.2DTi	00-	Y22DTH	43	•					•	•	
VAUXHALL FRONTERA 2.3D	91-95	23DTR	1	•					•	•	
VAUXHALL FRONTERA 2.5TD	96-98	25TD, VENTURI-25TD, TDS	40	•					•	•	
VAUXHALL MIDI 2.0TD	84-94		25						•	•	
VAUXHALL MIDI 2.2D	88-94		25						•	•	
VAUXHALL MONTEREY 3.1TD	94-	4JG2TC	25						•	•	
VAUXHALL MOVANO 1.9DTi	99-	F9Q-770	40	•					•	•	
VAUXHALL MOVANO 2.5D	98-	S8U-772	1	•					•	•	
VAUXHALL MOVANO 2.5DTi	99-	S8U-772	1	•					•	•	
VAUXHALL MOVANO 2.8DTi	98-	S9W	1	•					•	•	
VAUXHALL NOVA 1.5D	87-93	4EC1 (15D) 8047495	25						•	•	
VAUXHALL NOVA 1.5TD	89-93	T4EC1 (15DT) 8047495	25						•	•	
VAUXHALL NOVA 1.5TD	88-93	T4EC1 (15DT) TO 804794	25						•	•	
VAUXHALL OMEGA 2.0TDi (DTH)	98-	X20DTH	43	•					•	•	
VAUXHALL OMEGA 2.2TDi	00-	Y22DTH	43	•					•	•	
VAUXHALL OMEGA 2.5TD	94-	BMW 2.5	1	•					•	•	
VAUXHALL SINTRA 2.2DTi	98-99	X22DTH	43	•					•	•	
VAUXHALL VECTRA 1.7TD	95-96	X17DT	25						•	•	
VAUXHALL VECTRA 2.0DTi	98-	X20DTH	43	•					•	•	
VAUXHALL VECTRA 2.0DTi	99-	Y20DTH	43	•					•	•	
VAUXHALL VECTRA 2.0DTi	96-00	X20DTL	43	•					•	•	
VAUXHALL VECTRA 2.2DTi	00-	Y22DTR	43	•					•	•	
VAUXHALL VIVARO 1.9DTi	99-	F9Q-770	40	•					•	•	
VAUXHALL ZAFIRA 2.0DTi	99-	X20DTL, Y20 DTH	43	•					•	•	
VAUXHALL ZAFIRA 2.2DTi	99-	X22DTL	43	•					•	•	
VOLKSWAGEN											
VW BEETLE 1.9TDi	98-00	ALH, AGR	40						•	•	
VW BEETLE 1.9TDi	00-	ATD	40	•					•	•	
VW BORA 1.9SDi	98-	AGP, AQM	40	•					•	•	
VW BORA 1.9TDi	98-	AHF, AHL, AJM	40	•					•	•	
VW BORA 1.9TDi, PD	00-	ATD, ARL, ANU	40	•					•	•	
VW CADDY 1.6D	90-	ME, JK	1	•					•	•	
VW CADDY 1.7SDi	96-	AHB	40	•					•	•	
VW CADDY 1.9D	96-	1X, 1Y, AEF	1	•					•	•	
VW CADDY 1.9SDi	96-	AEY	40	•					•	•	
VW CADDY 1.9TDi	96-	AHU, ALE	40	•					•	•	
VW CARAVELLE 1.9D	90-96	1X	1	•					•	•	

