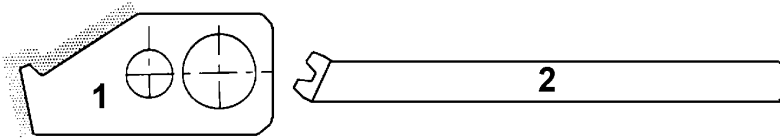


For: Vauxhall/Opel ECO-TEC Engines



STANDARD PARTS LIST		
1	VS1281	Holding tool
2	VS1282	Holding tool

1. INTRODUCTION & APPLICATION

1.1. INTRODUCTION

VS1281 & VS1282 Flywheel Holding Tools ensure positive engine lock during clutch/engine overhaul and timing belt renewal. A make-do method of "jamming" the flywheel often results in damage to gears and housing. Correct holding tools complete the job quickly and safely.

1.2. APPLICATION

VS1281.....Vauxhall/Opel 1.8, 2.0, 2.2. Eco-Tec 16v petrol engines. 1.6-2.0 SOHC petrol with transmission cover removed.
VS1282.....Vauxhall/Opel 1.4, 1.6. Eco-Tec 16v petrol engines. 1.2-1.6 OHC with aluminium oil pans.

1.3. USE PRODUCT WITH THE FOLLOWING TOOLS

Camshaft Locking Tool for Vauxhall/Opel 1.8, 2.0, 2.2. Eco-TecVS1701.
Camshaft Locking Tool for Vauxhall/Opel 1.4, 1.6. Eco-TecVS1702.

1.4. ASSOCIATED TOOLS & APPLICATIONS

Vauxhall/Opel Flywheel Holding Tool 1.6 D,1.7DVS1280.
Renault, Citroen, Peugeot Flywheel Holding ToolsVS1283, VS1284, VS1285, VS1286, VS1287.
Rover Flywheel Holding ToolVS1288.

2. SAFETY INSTRUCTIONS

- WARNING! Ensure all health and safety, local authority, and general workshop practice regulations are strictly adhered to when using tools.
- DO NOT use tools if damaged.
- Maintain the tool in good and clean condition for best and safest performance.
- If required ensure the vehicle to be worked on is adequately supported with axle stands, ramps and chocks.
- Wear approved eye protection. A full range of personal safety equipment is available from your Sealey dealer.
- Wear suitable clothing to avoid snagging. Do not wear jewellery and tie back long hair.
- Account for all tools and parts being used and do not leave them near the engine.

IMPORTANT: Always refer to the vehicle manufacturer's service instructions, or proprietary manual to establish the current procedure and data. These instructions for use are provided as a guide only .

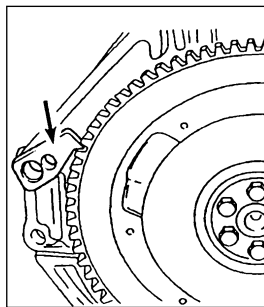
3. INSTRUCTIONS FOR USE.

IMPORTANT: When removing or replacing timing belts it is often necessary to "lock-up" the engine to remove the crankshaft pulley.

Timing pins are for retention of timing position only, NOT to counter-hold the flywheel. Use flywheel holding tools to lock the flywheel when undoing and tightening the crankshaft pulley bolts.

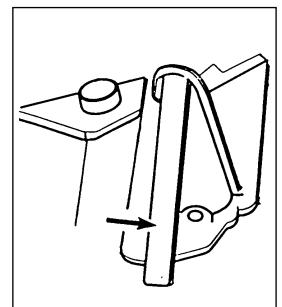
VS1281 Flywheel Holding Tool

For use with Vauxhall/Opel 1.8, 2.0, 2.2. ECO-TEC 16v twin cam petrol engine to safely lock the flywheel in position in order to undo and tighten the crankshaft pulley bolt during engine overhaul. It can also be used on Vauxhall/Opel 1.6. to 2.0, SOHC petrol.



VS1282 Flywheel Holding Tool

For use with Vauxhall/Opel 1.4, 1.6. ECO-TEC 16v twin cam petrol engines to lock the flywheel whilst releasing and tightening the crank pulley for timing belt renewal.



NOTE: It is our policy to continually improve products and as such we reserve the right to alter data, specifications and component parts without prior notice.

IMPORTANT: No liability is accepted for incorrect use of this equipment. **WARRANTY:** Guarantee is 12 months from purchase date, proof of which will be required for any claim. **INFORMATION:** Call us for a copy of our latest catalogue on 01284 757525 and leave your full name and address including your postcode.