




INSTRUCTIONS FOR:
6ltr FOAM FIRE EXTINGUISHER
9ltr WATER FIRE EXTINGUISHER
Model No's: **SFE06, SWE09**

Thank you for purchasing a Sealey product. Manufactured to a high standard this product will, if used according to these instructions and properly maintained, give you years of trouble free performance.

 **IMPORTANT: PLEASE READ THIS GUIDE CAREFULLY. NOTE THE SAFE OPERATIONAL REQUIREMENTS, WARNINGS & CAUTIONS. USE THE PRODUCT CORRECTLY AND WITH CARE FOR THE PURPOSE FOR WHICH IT IS INTENDED. FAILURE TO DO SO MAY CAUSE DAMAGE AND/OR PERSONAL INJURY, AND WILL INVALIDATE THE WARRANTY. PLEASE KEEP INSTRUCTIONS SAFE FOR FUTURE USE.**

1. INTRODUCTION

SFE06 AFFF (aqueous film-forming foam) extinguisher suitable for use on A, B Class fires. Leak-tested and features polypropylene lined cylinder with brass valve assembly. Five year warranty. Refillable, supplied with wall mounting bracket and pressure gauge. Fully accredited to BS EN3 and Kite marked.

SWE09 Refillable water charged extinguisher suitable for use on A Class fires. Leak-tested and features polypropylene lined cylinder with brass valve assembly. Five year warranty. Supplied with wall mounting bracket and pressure gauge. Fully accredited to BS EN3 and Kite marked.

2. INSTALLATION

This guide applies to the following extinguisher models: **SFE06 & SWE09**

Fire extinguishers should be commissioned and installed by a Competent Fire Engineer who will check the product prior to installation and apply a service label. Some Insurance Policies may be invalidated if the service label does not carry a Fire Engineer's signature.

The names of Fire Engineering companies can be found in Yellow Pages under such headings as "Fire Protection Engineers" and "Fire Extinguishing". These Companies will not only install your extinguisher(s) but provide longer term servicing cover.

We would recommend that a Company approved by FETA, BAFE, BSI or the British Fire Consortium be selected.

The following checks must be made prior to installation.

- a) Confirm that the pressure gauge indicator (where applicable) is in the green zone at room temperature.
- b) Confirm that the anti-tamper seal holding the safety pin in place is intact.
- c) Confirm that the discharge hose, horn or nozzles are firmly attached to the extinguisher.
- d) Check that the extinguisher has suffered no physical damage in transit.



- ✓ The extinguisher mounting bracket should be fixed to the wall so that the extinguisher handle is approximately 1 metre above the floor.
- ✓ Extinguishers should remain in their allocated location, and should be used only for the purposes of extinguishing a fire.
- ✗ On no account should the extinguisher be removed for any other purpose, and should not be subjected to any impact, force, heat, abrasion or any other misuse or condition that may be detrimental to the integrity of the extinguisher. It is essential that extinguishers are not subjected to temperatures outside of the temperature range stated on the extinguisher.
- ✓ Fire extinguishers are life saving appliances and as such, need to operate correctly in the event of a fire.
- ✗ DO NOT use as toys.
- ✓ The extinguishers should be visually inspected at least quarterly, but preferably monthly, by the user, to ensure that the equipment is in its designated position, has not been used and has not been tampered with. The servicing of fire fighting equipment must be carried out by a competent person using the correct tools to follow the procedures of BS 5306 part 3, 2003 and the manufacturers instructions. This maintenance should be performed at least annually.



For further advice on the location of your extinguisher please contact your local Fire Engineer or Fire Brigade.

NOTE: It is our policy to continually improve products and as such we reserve the right to alter data, specifications and component parts without prior notice.
IMPORTANT: No liability is accepted for incorrect use of product. **WARRANTY:** Guarantee is 12 months from purchase date, proof of which will be required for any claim. **INFORMATION:** For a copy of our latest catalogue and promotions call us on 01284 757525 and leave your full name, address and postcode.



Sole UK Distributor
Sealey Group,
Bury St. Edmunds, Suffolk.

 01284 757500
 01284 703534

 www.sealey.co.uk
 sales@sealey.co.uk