



# MOTORCYCLE ENGINE CRANKCASE SEPARATOR

MODEL NO: **SMC30.V2**

Thank you for purchasing a Sealey product. Manufactured to a high standard, this product will, if used according to these instructions, and properly maintained, give you years of trouble free performance.

**IMPORTANT:** PLEASE READ THESE INSTRUCTIONS CAREFULLY. NOTE THE SAFE OPERATIONAL REQUIREMENTS, WARNINGS & CAUTIONS. USE THE PRODUCT CORRECTLY AND WITH CARE FOR THE PURPOSE FOR WHICH IT IS INTENDED. FAILURE TO DO SO MAY CAUSE DAMAGE AND/OR PERSONAL INJURY AND WILL INVALIDATE THE WARRANTY. KEEP THESE INSTRUCTIONS SAFE FOR FUTURE USE.



Refer to instructions



Wear eye protection



Wear protective gloves



Wear protective footwear

## 1. SAFETY

- ❑ **WARNING!** Ensure Health & Safety, local authority, and general workshop practice regulations are adhered to when using this tool.
- ❑ **WARNING!** Familiarise yourself with the specific applications and limitations of the kit, as well as any potential hazards.
- ✓ This kit should be used in conjunction with inspection maintenance procedures recommended in the vehicle manufacturer's manual.
- ✓ Ensure that the kit is correct for the task.
- ✓ Wear the appropriate personal protective equipment for the task. A full range is available from your Sealey stockist.
- ✗ **DO NOT** use the kit for any purpose other than that for which it is designed.
- ✓ Ensure there is adequate lighting prior to using the kit. A range of inspection lamps are available from your Sealey stockist.
- ✓ Keep children and unauthorised persons away from the working area.
- ✗ **DO NOT** use the kit if any parts are damaged or missing, as this may cause failure and/or personal injury.
- ✗ **DO NOT** use the kit when you are tired, or under the influence of alcohol, drugs or intoxicating medication.
- ✓ After use, store in a safe, dry childproof area.

## 2. INTRODUCTION

Fully adjustable robust tool for assisting in the successful separation of the engine crankcases to allow access to the crank shaft, connecting rods and other internal components. Suitable for use on a variety of motorcycle and ATV engines. Supplied in storage case.

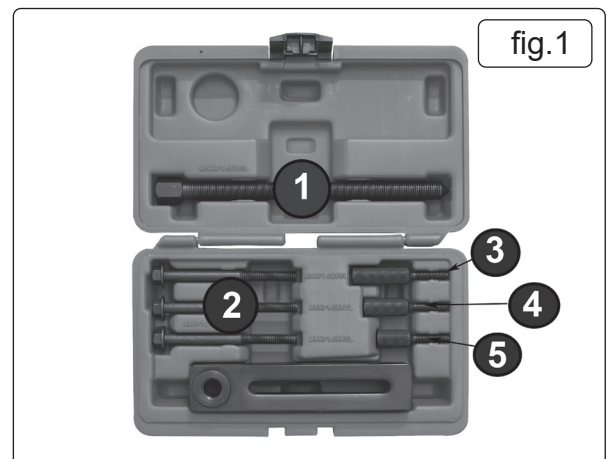
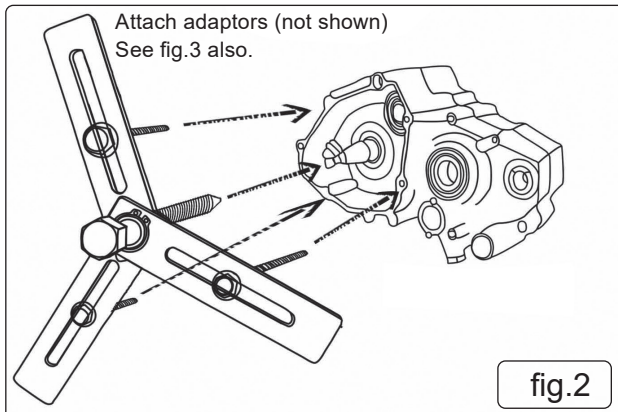
## 3. CONTENTS

Item	Part no.	Description
1	SMC30.V2.02	Main threaded bar M14 x 1.5 x 180mm
2	SMC30.V2.03	Mounting bolt M8 x 1.25 x 90mm (x3)
3	SMC30.V2.06	Mounting bolt adaptor M6 x 1 x 65mm
4	SMC30.V2.05	Mounting bolt adaptor M6 x 1 x 57mm
5	SMC30.V2.04	Mounting bolt adaptor M6 x 1 x 50mm

## 4. OPERATION

**NOTE:** Suitable for engines with M6 casing bolts only.

- 4.1. Lightly lubricate all threads.
- 4.2. Assemble the tool as shown in fig.2 and fig.3.
- 4.3. Select appropriate height M6 adaptors to ensure that the tool is level before use (see fig.3).



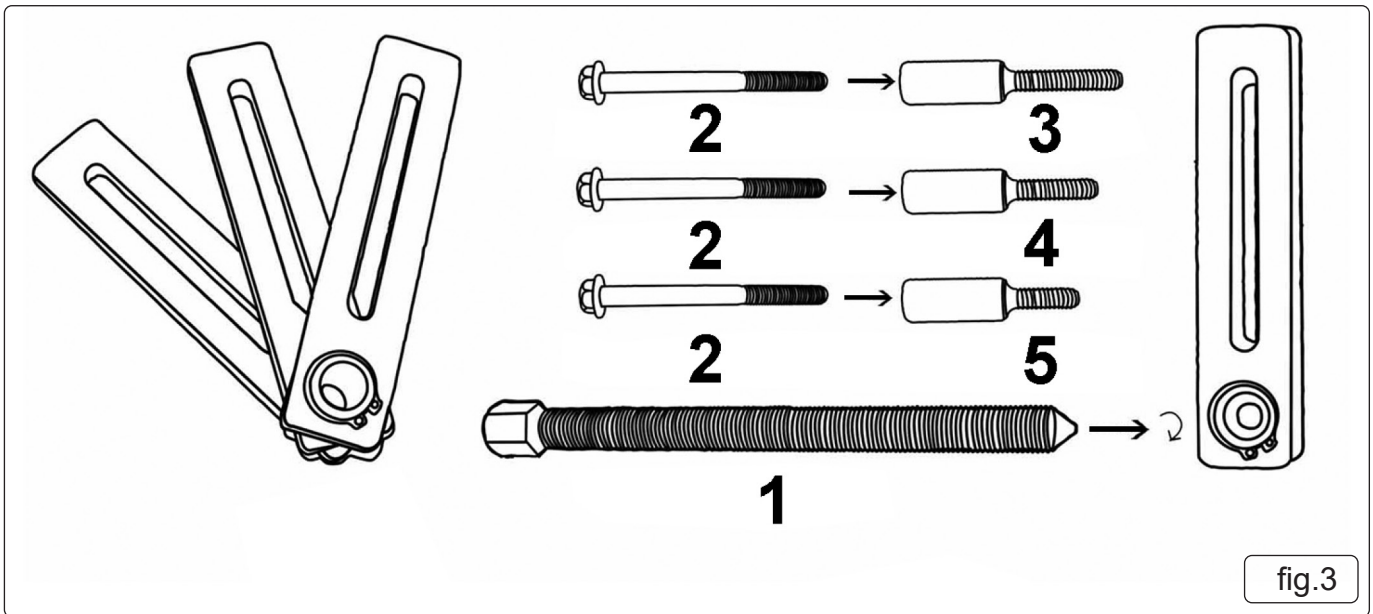


fig.3



**ENVIRONMENT PROTECTION**

Recycle unwanted materials instead of disposing of them as waste. All tools, accessories and packaging should be sorted, taken to a recycling centre and disposed of in a manner which is compatible with the environment. When the product becomes completely unserviceable and requires disposal, drain any fluids (if applicable) into approved containers and dispose of the product and fluids according to local regulations.

**Note:** It is our policy to continually improve products and as such we reserve the right to alter data, specifications and component parts without prior notice. Please note that other versions of this product are available. If you require documentation for alternative versions, please email or call our technical team on [technical@sealey.co.uk](mailto:technical@sealey.co.uk) or 01284 757505.

**Important:** No Liability is accepted for incorrect use of this product.

**Warranty:** Guarantee is 12 months from purchase date, proof of which is required for any claim.

**Sealey Group, Kempson Way, Suffolk Business Park, Bury St Edmunds, Suffolk. IP32 7AR**



01284 757500



01284 703534



[sales@sealey.co.uk](mailto:sales@sealey.co.uk)



[www.sealey.co.uk](http://www.sealey.co.uk)