



REPAIR & FIX TAPE 5CM X 130CM

MODEL NO: **SFR130**

Thank you for purchasing a Sealey product. Manufactured to a high standard, this product will, if used according to these instructions, and properly maintained, give you years of trouble free performance.

IMPORTANT: PLEASE READ THESE INSTRUCTIONS CAREFULLY. NOTE THE SAFE OPERATIONAL REQUIREMENTS, WARNINGS & CAUTIONS. USE THE PRODUCT CORRECTLY AND WITH CARE FOR THE PURPOSE FOR WHICH IT IS INTENDED. FAILURE TO DO SO MAY CAUSE DAMAGE AND/OR PERSONAL INJURY AND WILL INVALIDATE THE WARRANTY. KEEP THESE INSTRUCTIONS SAFE FOR FUTURE USE.



Refer to instructions



Wear eye protection



Wear protective gloves

1. SAFETY

- ❑ **WARNING!** Ensure health & safety, local authority, and general workshop practice regulations are strictly adhered to when using this equipment.
- ✓ Familiarise yourself with product application and limitations, as well as the specific potential hazards peculiar to this product.
- ✓ All pressure should be removed from pipes before making repairs. For leaks where pressure cannot be removed, holes should be stopped using repair tape.
- ✓ Store in a safe, dry, childproof location.
- ✓ Dispose of waste in accordance with local authority regulations.
- ✓ Keep the work area clean, uncluttered and ensure there is adequate lighting.
- ✓ Ensure safety eye protection and protective clothing are worn when using this product.
- ✓ Use in a well ventilated area.
- ✓ Wear eye and body protection, including safety goggles and protective clothing (gloves etc.). Avoid touching your eyes while working with the product.
- ✓ In the event of an accident read the Material Safety Data Sheet available from www.sealey.co.uk and seek medical attention.

2. INTRODUCTION

Repair and fix tape permanently bonds to and repairs broken items. The tape will adhere to metal, wood, glass, rubber, ceramics, plastics and a wide variety of other materials. Heat and cold resistant. (-45°C to 150°C) Rapid cure time of 10 minutes. Supplied with protective gloves and full instructions.

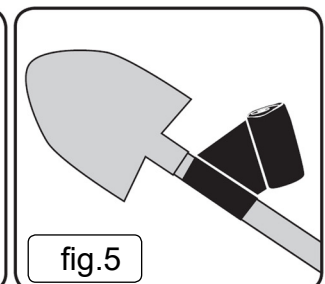

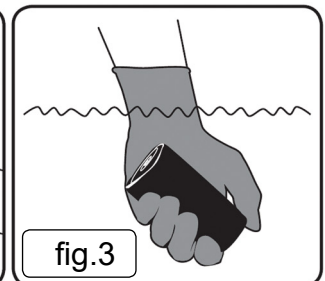
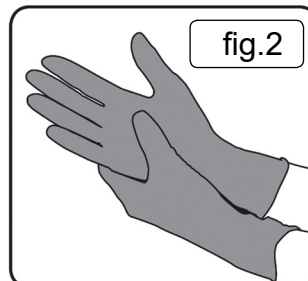
3. SPECIFICATION

Model No:SFR130
 Length:..... 130cm
 Width:..... 5cm

4. OPERATION

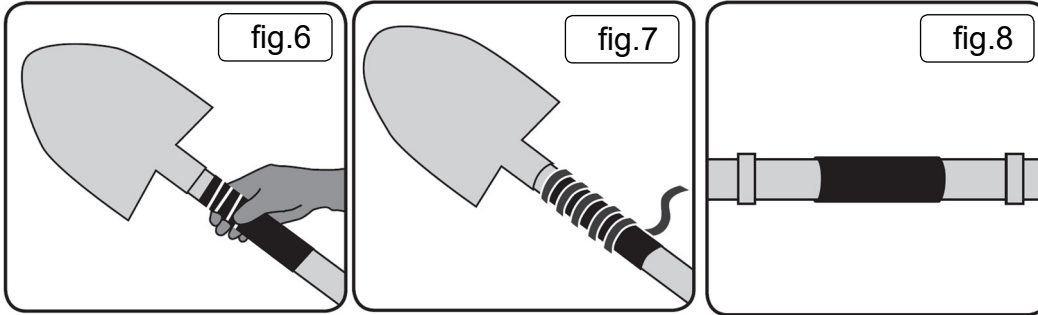
- ❑ **WARNING!** Use the tape within 2-3 minutes once it is exposed to air.
- 4.1. Wear gloves provided (fig.1&2).
- 4.2. Unpack the product and dip the roll of repair tape in luke-warm water (20°C to 25°C) (fig.3).
- 4.3. Remove the excess water by squeezing the roll (fig.4).
- 4.4. Carefully wrap the cracked/broken part with the repair tape (fig.5).
- 4.5. After wrapping the damaged area with the repair tape. Wrap the repair with the vinyl tape supplied, for 5minutes and then remove the vinyl tape (fig.6&7).
- 4.6. To repair a leaking pipe, ensure there is no pressure in the pipe before starting. Wrap the damaged part in at least 8-10 of repair tape (fig.8).

Note: This product hardens in about 10minutes (fully cured in 6hours). Avoid touching eyes or skin while using this product. In the event of an accident read the Material Safety Data Sheet available from www.sealey.co.uk and seek medical attention. If resin solidifies on skin gently wipe it off with acetone or alcohol. In the event of an allergic reaction seek medical attention.



5. MAINTENANCE

- 5.1. Store between 10°C and 30°C.
5.2. Use the tape within 2-3 minutes once it is exposed to air.



ENVIRONMENT PROTECTION

Recycle unwanted materials instead of disposing of them as waste. All tools, accessories and packaging should be sorted, taken to a recycling centre and disposed of in a manner which is compatible with the environment. When the product becomes completely unserviceable and requires disposal, drain any fluids (if applicable) into approved containers and dispose of the product and fluids according to local regulations.

Note: It is our policy to continually improve products and as such we reserve the right to alter data, specifications and component parts without prior notice.

Important: No Liability is accepted for incorrect use of this product.

Warranty: Guarantee is 12 months from purchase date, proof of which is required for any claim.

Sealey Group, Kempson Way, Suffolk Business Park, Bury St Edmunds, Suffolk. IP32 7AR



01284 757500



01284 703534



sales@sealey.co.uk



www.sealey.co.uk