

INSTRUCTIONS FOR
COIL SPRING COMPRESSOR

MODEL No: **RE224.V2**



INSTRUCTIONS FOR:
COIL SPRING COMPRESSOR
MODEL No: **RE224.V2**



IMPORTANT: PLEASE READ THESE INSTRUCTIONS CAREFULLY. NOTE THE SAFE OPERATIONAL REQUIREMENTS, WARNINGS AND CAUTIONS. USE THIS PRODUCT CORRECTLY AND WITH CARE FOR THE PURPOSE FOR WHICH IT IS INTENDED. FAILURE TO DO SO MAY CAUSE DAMAGE AND/OR PERSONAL INJURY AND WILL INVALIDATE THE WARRANTY. PLEASE KEEP INSTRUCTIONS SAFE FOR FUTURE USE.

1. SAFETY INSTRUCTIONS

- ▲ **DANGER!** Stop compressing the spring before the coil windings touch, fig.2.A. Exercise particular caution when using an air impact wrench. Failure to observe this rule may damage the safety pin.
- **WARNING!** Ensure Health & Safety, local authority, and general workshop practice regulations are adhered to when using this equipment.
- **WARNING!** Wear approved safety eye protection (standard spectacles are not adequate).
- **WARNING!** Do not compress the spring to an extent where the jaws touch, fig.2.B.
- X DO NOT operate spring compressor if parts are damaged or missing as this may cause failure and/or personal injury.
- X DO NOT force the spring compressor to achieve a task it was not designed to perform.
- X DO NOT allow untrained persons to use the spring compressor.
- ✓ Familiarise yourself with the applications, limitations and potential hazards of the spring compressor.
- ✓ Maintain the spring compressor in good condition. Replace or repair damaged parts.
Use genuine parts only.
Unauthorised parts may be dangerous and will invalidate the warranty.
- ✓ Keep the work area clean, uncluttered and ensure there is adequate lighting.
- ✓ Keep hands and body clear of the spring when operating the spring compressor.
- ✓ Maintain correct balance and footing. Ensure the floor is not slippery and wear non-slip shoes.
- ✓ Remove ill fitting clothes. Remove ties, watches, rings, other loose jewellery. Contain and/or tie back long hair.
- ✓ Wear appropriate protective clothing.
- ✓ When not in use clean and store the spring compressor in a safe, dry, childproof location.



2. TECHNICAL SPECIFICATIONS

Maximum Jaw Opening 330mm
Minimum Jaw Opening 55mm
Length 475mm

Maximum Spring Load 1500kg
Minimum Spring Capacity 80mm O.D
Maximum Spring Capacity 235mm O.D

3. INTRODUCTION & DESCRIPTION

3.1. Introduction

3.1.1. 1500kg Maximum jaw loading with 4x safety factor. Supplied with two pairs of drop forged yokes. Safety yokes carefully shaped to prevent coil spring from bowing. Suitable for use with air impact wrenches. Wide availability of standard and optional yokes. Standard yokes included.

3.2. Description (Fig.1)

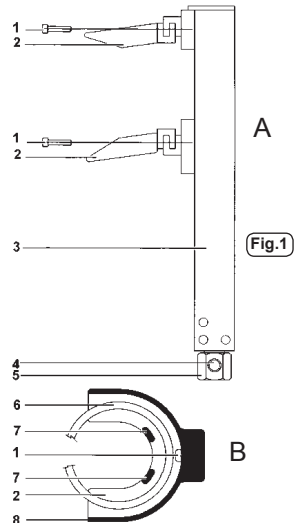
3.2.1. The compressor consists of a solid steel body mounted with two forged jaw interlocks, one on the body and the other on a centrally mounted spindle.

- | | | | |
|---|-----------------|---|-------------|
| 1 | Retaining bolts | 5 | Hex nut |
| 2 | Jaws | 6 | Spring |
| 3 | Compressor body | 7 | Safety lips |
| 4 | Shear pin | 8 | Outer rib |

3.2.2. The spindle, which is driven by a 26mm hex nut, is located in two axial bearings which absorb the tension and friction forces during operation and reduce effort.

3.2.3. There is a safety shear pin for increased protection. Should the compressor become overloaded the shear pin will break leaving the spring safely compressed.

3.2.4. A range of jaws are available to match all current MacPherson strut spring sizes.



3.2.5. Each jaw has safety lips to eliminate slip and is designed to fit the pitch of the spring to ensure maximum surface contact between the jaws and the spring, thus eliminating the risk of the compressor slipping around the spring.

4. INSTRUCTIONS FOR USE

- ❑ **WARNING!** Do not compress the spring to an extent where the coil windings touch, Fig.2.A.
- ❑ **WARNING!** Do not compress the spring to an extent where the jaws touch Fig.2.B.
- ✓ Ensure the jaws and the body of the compressor are correctly aligned at all times during spring compression Fig.3.A. For conical springs, the centre line of the spring should remain parallel to the compressor body, fig. 3.B.
- ✓ Secure the strut with a clamp, vice or other adequate holding device.

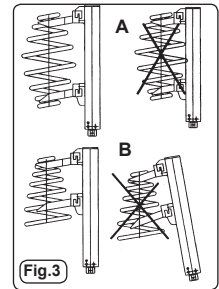
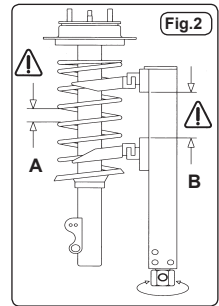
4.1. To Compress a Strut Removed From a Vehicle.

- 4.1.1. Mount the selected jaws on the compressor body, fit the retaining bolts and tighten securely.
- 4.1.2. Rotate the hexagonal nut, using air or hand tools to drive the jaws apart to the length of the spring and to allow compression of as many windings as possible.
- 4.1.3. Place the spring strut compressor onto the spring, ensuring the spring seats correctly, Fig.1.B., between the safety lips, Fig.1.7. and the outer rib Fig.1.8. and cannot slide out during compression.
- 4.1.4. Ensure the jaws and body are correctly aligned, Fig.3.
- 4.1.5. Rotate the hexagonal nut, using air or hand tools and compress the spring until the upper support bearing is free and the spring will rotate.

Note: Overloading of the spindle will result in the safety pin breaking. Whilst the hexagonal nut will still rotate, the spindle remains in its last position ensuring the spring remains compressed. Replace the safety pin, as described in Section 5.

4.2. To Decompress a Strut Removed From a Vehicle.

- 4.2.1. To decompress the spring, reverse the compress procedure.



5. MAINTAINING THE COMPRESSOR

5.1 General Maintenance.

- 5.1.1. Before each use check the compressor to ensure it is not damaged or worn. If suspect, do not use the unit, but contact your local Sealey Dealer who will be able to advise you regarding repair kits and spare parts.
- 5.1.2. Grease the compressor spindle as necessary, at least every six months.
- 5.1.3. Keep the compressor clean, and when not in use store in a safe, dry, childproof location.

5.2 Replacing the Shear Pin.

- 5.2.1. Drive out the broken pin with a drift.
- 5.2.2. Align the drilling of the spindle and the hexagonal nut and drive in a new shear pin (5X26mm, ESO13337, material CS70).

6. PARTS LIST

Part No	Description	Part No	Description
90-0050	Jaws - springs with $\phi 80$ - 120mm.	90-0120	Jaws - Grand Voyager - left hand rotation
90-0010	Jaws - springs with $\phi 100$ - 145mm.	90-0100	Jaws - Peugeot 305 and Citroen C15 rear axle.
90-0030	Jaws - springs with $\phi 110$ - 175mm.	90-0060	Jaws - conical springs with $\phi 80$ - 145mm.
90-9020	Jaws - springs with $\phi 145$ - 195mm.	90-0070	Jaws - BMW E39-46
90-0040	Jaws - springs with $\phi 180$ - 230mm.	87-1191-11	Plastic end cover
90-0080	Jaws - Mercedes C-series type 203	87-1191-14	Safety pin (5x26mm ESO13337,material CS70)
90-0090	Jaws - Mercedes E-series type 211		

NOTE: It is our policy to continually improve products and as such we reserve the right to alter data, specifications and component parts without prior notice.

IMPORTANT: No liability is accepted for incorrect use of this product.

WARRANTY: Guarantee is 12 months from purchase date, proof of which will be required for any claim.

INFORMATION: For a copy of our latest catalogue and promotions call us on 01284 757525 and leave your full name and address, including postcode.



Sole UK Distributor, Sealey Group,
Kempson Way, Suffolk Business Park,
Bury St. Edmunds, Suffolk,
IP32 7AR

01284 757500

01284 703534



www.sealey.co.uk



sales@sealey.co.uk

RE224.V2 COIL SPRING COMPRESSOR ADAPTOR JAW USAGE CHART

Those models shown in **bold and italic** text use conical/ball type springs.

MAKE AND MODEL	YEAR OF MANUFACTURE	FRONT SPRING DIAMETER	ADAPTOR PART NUMBER	REAR SPRING DIAMETER	ADAPTOR PART NUMBER
Alfa Romeo					
145	93→	180	90-9020	120	90-0010
146	94→	180	90-9020	120	90-0010
147	00→	90	90-0050	140	90-9020
155	91→	130	90-0010	85	90-0050
156	96→	90	90-0050	150	90-9020
156	01→	90	90-0050	120	90-0010
164	90→	195	90-9020	140	90-0010
166	97→	120	90-0010	120	90-0010
GTV	95→	180	90-9020		
Audi					
80	→90	145	90-0030	100	90-0050
100	→90	180	90-9020	120	90-0010
A2	99→	130	90-0010	100	90-0050
A3	→96	140	90-0010	120	90-0010
A4	→94	120	90-0050	90	90-0050
A4	95→	130	90-0010 & 90-0060	110	90-0010
S6	→93	190	90-9020	111	90-0050
TT Coupe	97→	140	90-0010 & 90-0060	110	90-0050 & 90-0060
A6	→94	180	90-9020	111	90-0050
A6	97→	140	90-0010 & 90-0060	130	90-0010
A8	→94	130	90-0010		
A8	94→	140	90-0010 & 90-0060	130	90-0010
BMW					
3 Series	91-94	175	90-9020	145	90-9030
Z3 Roadster	95→	160	90-9020		
5 Series	91→94	145	90-0030	110	90-0050
5 Series E39	94→	160	90-9020 & 90-0070		
Compact E36	94→	140	90-9020		
3 Series E46	98→	160	90-9020 & 90-0070		
7 Series E38	94→	160	90-9020		
X5	00→	180	90-9020	120	90-0010
Citroen					
AX 10E	90→	150	90-9020		
ZX	90→	160	90-9020		
C15	84→92	160	90-9020	110	90-0100
ZX Furio	91→97	160	90-9020		
Saxo	95→	140	90-9020		
Evasion	95→	180	90-9020 & 90-0060		90-0010 & 90-0060
Berlingo	97→	140	90-9020		
Xsara Picasso	99→	170	90-9020		
Xsara	97→	150	90-9020		
Jumpy	95→	170	90-9020		
Jumpier	93→	180	90-9020		
C8	03→	195		130	90-0010/90-0060
Pluriel	03→	140	90-0030	100	90-0050
C3	02→03	160	90-9020	110	90-0050 & 90-0060
C3	03→	140	90-9030	100	90-0050
C2	03→	140		110	
Chrysler					
Vision	94→	190	90-9020	160	90-9020
Voyager	→01	190	90-9020		
Neon	94→	170	90-9020	170	90-9020
Stratus	95→	110	90-0050	100	90-0050
PT Cruiser	99→	170	90-9020	150	90-9020 & 90-0060



RE224.V2 COIL SPRING COMPRESSOR ADAPTOR JAW USAGE CHART

Those models shown in **bold and italic** text use conical/ball type springs.

MAKE AND MODEL	YEAR OF MANUFACTURE	FRONT SPRING DIAMETER	ADAPTOR PART NUMBER	REAR SPRING DIAMETER	ADAPTOR PART NUMBER
Chrysler (Continued)					
300 m	99→	190	90-9020	150	90-9020
Grand Voyager	→01	210	90-0040		
Le Baron	92→	200	90-9020	130	90-0010
Grand Voyager	01→	230	90-0040		
Daihatsu					
Cuore	98→	100	90-0050		
Charade	87→	135	90-0010		
Charade	87→	105	90-0050	105	90-0050
Applause	90→	130	90-0010	130	90-0010
Grand Move	95→	130	90-0010		
Daewoo					
Matiz	97→	100	90-0050	120	90-0010
Lanos	96→	150	90-9020 & 90-0060	150	90-9020 & 90-0060
Nubira	96→	150	90-9020	150	90-9020
Leganza	96→	150	90-9020 & 90-0060	150	90-9020
Tacuma	00→	140	90-9020	140	90-9020
Evanda	03→	170	90-9020	120	90-0010
Tacuma	03→	150	90-9020	150	90-9020
Kalos	03→	150	90-9020	150	90-9020
DB					
A140	97→	150	90-9020		
C Class	00→	170	90-0080		
Vito	95→	170	90-9020		
E Class	02→	115	90-0050/90-0090		
Vaneo	02→	150	90-9020		
CLK (209)	04→	170	90-9020		
Fiat					
Croma	90→	185	90-9020	150	90-9020
Tipo	90→	175	90-9020	125	90-0010
Tempra	90→	175	90-9020	125	90-0010
Uno	90→	145	90-9020	125	90-0010
Punto	93→03	170	90-9020	120	90-0050 & 90-0060
Panda	03→	140	90-0010	100	99-0050
Ulysse/Scudo	95→	180	90-9020		
Marea	95→	190	90-9020	130	90-0010
Seicento	97→00	170	90-9020	110	90-0050
Palio	97→	190	90-9020 & 90-0060	140	90-0010
Scudo	95→	190	90-9020	150	90-0060
Brava	94→	170	90-9020 & 90-0060	110	90-0050
Barchetta	95→	170	90-9020 & 90-0060		
Multipla	98→	180	90-9020	135	90-0010
Seicento	00→	170	90-9020 & 90-0060	110	90-0050
Stilo	02→	160	90-9020	120	90-0050
Punto	03→	150	90-9020	120	90-0010
Doblo	03→	190	90-9020		
Ducato	90→	190	90-9020		
Idea	04→	140	90-0010	100	90.0050
Ford					
Fiesta	90→94	105	90-0050	110	90-0050
Escort	90→94	110	90-0050	110	90-0050
Sierra	90→	130	90-0010		
Scorpio	90→	155	90-9020	135	90-0010
Orion	90→	120	90-0010	110	90-0050
Fiesta Hawaii	94→02	130	90-0010	110	90-0050
Mondeo	92→01	165	90-9020 & 90-0060	130	90-9020
Mondeo/combi	92→01	165	90-9020 & 90-0060	120	90-0050
Escort	94→	155	90-9020	110	90-0050
Ka	96→	100	90-0010	140	90-0010
Focus	97→	160	90-9020	140	90-0010
Puma	97→	130	90-0010	100	90-0050
Cougar	98→	180	90-9020	160	90-9020 & 90-0060
Ka-Kult	99→	100	90-0050	100	90-0050
Mondeo	01→03	140	90-0010	130	90-0010



RE224.V2 COIL SPRING COMPRESSOR ADAPTOR JAW USAGE CHART

Those models shown in **bold and italic** text use conical/ball type springs.

MAKE AND MODEL	YEAR OF MANUFACTURE	FRONT SPRING DIAMETER	ADAPTOR PART NUMBER	REAR SPRING DIAMETER	ADAPTOR PART NUMBER
Ford (Continued)					
Puma	99→	170	90-9020	80	90-0050
Galaxy	96→	170	90-9020	150	90-9020/90-0060
Transit	91→01	190	90-9020		
Focus C-Max	03→	150	90-9020	100	90-0050
Transit	00→	180	90-9020		
Fiesta	02→	150	90-9020	110	90-0050
Mondeo	03→	150	90-9020	140	90-0010
Fusion	03→	130	90-0010	110	90-0050
Transit Connect	03→	170	90-9020		
Transit	02→	190	90-9020		
Honda					
Accord	81-85	165	90-9020	145	90-9020
Accord	85→	90	90-0050	115	90-0050
Civic	85→	130	90-0010	130	90-0010
Civic	86/87	120	90-0050	120	90-0050
Civic	88/89	100	90-0050	100	90-0050
Accord 1.8	84/85	160	90-9020		
Prelude	90→	90	90-0050	140	90-0010
Civic	92→01	100	90-0050	100	90-0050
Civic 1.4	01→	160	90-9020	120	90-0010
Concerto	92→	160	90-9020	100	90-0050
Integra	97→	110	90-0050	110	90-0050
CR-V	97→	100	90-0050	120	90-0010
Shuttle	95→	100	90-0050	120	90-0010
Legend	91→	140	90-0010	120	90-0010
Logo	98→	110	90-0050	135	90-0010 & 90-0060
HRV	98→	140	90-9020	150	90-9020
Civic/Stream	01→	170	90-9020	100	90-0050
Civic/Stream	03→	110	90-0050	110	90-0050
Accord	03→	110	90-0050	100	90-0050
Hyundai					
Accent	94→	150	90-9020	110	90-0050
Sonata	91→	180	90-9020	110	90-0050
Lantra	91→	180	90-9020	140	90-9020
Sonata	01→	130	90-0010 & 90-0060	120	90-0010
Atos	97→	130	90-0010 & 90-0060		
Accent	94→	160	90-9020	170	90-9020
Elantra	91→	160	90-9020	130	90-0010
Coupe 2.0	97→	170	90-9020	140	90-0010
Getz	02→	150	90-9020	130	90-0010
Matrix	02→	170	90-9020	150	90-9020
Trajet	00→	190	90-9020	100	90-0010
Santa Fe	01→	190	90-9020	140	90-0010
Jaguar					
XKR Sc/B	95→	150	90-9020 & 90-0060	130	90-0010
Jeep					
Laredo	99→	130	90-0010		
Kia					
Sephia	05→	150	90-9020	140	90-9020
Pride	05→	110	90-0050	100	90-0050
Clarus	97→97	170	90-9020	140	90-0010 & 90-0060
Carnival	98	180	90-9020	160	90-9020
Rio	03→	120	90-0010	120	90-0010
Carens	03→	170	90-9020	190	90-9020
Sorento	02→	120	90-0010	150	90-9020
Lada					
Samara		155	90-9020	100	90-0050
Sagona	90→	125	90-0010	100	90-0050
Aleko		125	90-0010		
Baltic	97→00	150	90-0010	110	90-0050
110	99→	150	90-9020		
112	00→	150	90-9020		

RE224.V2 COIL SPRING COMPRESSOR ADAPTOR JAW USAGE CHART

Those models shown in **bold and italic** text use conical/ball type springs.

MAKE AND MODEL	YEAR OF MANUFACTURE	FRONT SPRING DIAMETER	ADAPTOR PART NUMBER	REAR SPRING DIAMETER	ADAPTOR PART NUMBER
Lancia					
Delta	93→	170	90-9020	155	90-9020
Thema	90→	195	90-9020	140	90-0010
Y10	97→	135	90-0010		
Dedra	90→	180	90-9020	130	90-0010
Kappa	94→	190	90-9020		
Lybra	01→	190	90-9020 & 90-0060		
Mazda					
RX7	94→	160/130	90-9020 & 90-0060		90
MX3 (6 cylinder)	90→	170	90-9020	140	90-9020
121	90→	100	90-0050	100	90-0050
MX3 (4 cylinder)		170	90-9020	140	90-9020
323 (Type BG)	89-94	175	90-9020	140	90-9020
RX6		170	90-9020	170	90-9020
MX7		130	90-0010	170	90-9020
Xedos 6		170	90-9020	170	90-9020
626	92→96	170	90-9020	170	90-9020
323	92→96	170	90-9020	170	90-9020
626	96→	190	90-9020 & 90-0060		170
323	96→	150	90-9020	140	90-9020
MX5	90→	110	90-0050	110	90-0050
Demio	98→	110	90-0050	110	90-0050
Premacy	98→	170	90-9020 & 90-0060		150
MPV	99→	150	90-9020 & 90-0060		150
Premarg	98→	170	90-9020 & 90-0060		150
6	02→	110	90-0050	135	90-0010
2	03→	130	90-0010	120	90-0010
3	03→	150	90-9020	110	90-0010
Mercedes					
C-Series-type 203			90-0080		
E-Series-type 211			90-0090		
Mitsubishi					
Galant Elekt.	90→	170	90-9020	110	90-0050
Colt GTI	88→	175	90-9020	110	90-0050
Lancer	88→	175	90-9020	110	90-0050
Carisma	95→	150	90-9020	90	90-0050
Colt	98→	150	90-9020	90	90-0050
Carisma	98→	170	90-9020	100	90-0050
Lancer	01→03	155	90-9020	110	90-0050
Space Wagon	90→	190	90-9020	130	90-0010
Space Star	98→	190	90-9020	80	90-0050
Lancer	03→	185	90-9020	90	90-0050
Outlander	03→	185	90-9020	90	90-0050
Space	93→	160	90-9020		
Nissan					
Sunny	90→	125	90-0010	120	90-0010
Primera	90→	120	90-0010	160	90-9020
300ZX	92→98	195	90-9020		
100 NX	90→				
200 SX	90→	180	90-9020	140	90-9020
Almera	94→	160	90-9020	110	90-0050
Maxima QX	90→	190	90-9020	100	90-0050
Micra	90→	100	90-0050	100	90-0050
Almera	99→	140	90-0010/90-0060		110
Primera	99→	130	90-0010/90-0060		110
Serena	92→	190	90-9020		
Pathfinder	98→	170	90-9020 & 90-0060		
Primastar	03→	150	90-9020		
Micra	03→	150	90-9020	150	90-9020
X Trail	03→	190	90-9020	190	90-9020
Opel					
Vectra B	95→	140	90-0010	120	90-0010
Vectra	89-95	140	90-9020	160	90-9020&90-0060
Vectra Diesel	90→	170	90-9020		
Monza		165	90-9020		

RE224.V2 COIL SPRING COMPRESSOR ADAPTOR JAW USAGE CHART

Those models shown in **bold and italic** text use conical/ball type springs.

MAKE AND MODEL	YEAR OF MANUFACTURE	FRONT SPRING DIAMETER	ADAPTOR PART NUMBER	REAR SPRING DIAMETER	ADAPTOR PART NUMBER
Opel (Continued)					
Calibra	90→	150	90-9020		
Kadett E	91→	140	90-0010		
Astra 1.2	90→98	160	90-9020	160	90-9020
Astra 1.6	90→98	160	90-9020	160	90-9020
Senator	90→	210	90-0040		
Zafira	99→00	170	90-9020 & 90-0060	150	90-9020 & 90-0060
Zafira 1.8	00→	140	90-0010	150	90-9020
Omega Lotus	90→	210	90-0040		
Agila	00→	100	90-0050	90	90-0050
Vivaro	01→02	170	90-9020	170	90-9020
Omega MV6	95→	160	90-9020	150	90-9020 & 90-0060
Combo	91→01	140	90-0010		
Tigra	94→	140	90-0010	140	90-0010
Mervia	03→	130	90-0010	160	90-9020
Vectra GTS	02→	130	90-0010	130	90-0010
Corsa	93→	120	90-0010	150	90-9020 & 90-0060
Astra	98→	140	90-0010 & 90-0060	140	90-0010 & 90-0060
Frontera	98→			150	90-9020
Combo	01→	130	90-0010	145	90-0030
Vectra C	03→	160	90-9020	140	90-9020
Vivaro	02→	150	90-9020		
Signum	03→	150	90-9020	130	90-0010
Omega	90-95	160	90-9020		
Peugeot					
205	90→	160	90-9020		
104	76→	160	90-9020		
309	90→92	160	90-9020		
405	88→	160	90-9020		
605	90→	160	90-9020	140	90-0010
106	97→	160	90-9020 & 90-0060		
309	92→	140	90-0010		
306	92→	160	90-9020		
406	99→	170	90-9020	110	90-0050
607	99→	170	90-9020	170	90-9020
206	97→98	170	90-9020		
Partner	97→02	170	90-9020		
Expert	99→	180	90-9020	140	90-0010 & 90-0060
307	00→	175	90-9020 & 90-0060	120	90-0010 & 90-0060
206	98→02	155	90-0030		
206	02→	170	90-9020		
Partner	02→	190	90-9020		
Boxer	02→	190	90-9020		
Porsche					
924		155	90-9020		
944	90→	155	90-9020		
911 Carrera	02→			115	90-0050
Renault					
Clio	90→	140	90-0010		
R 5	90→	140	90-0010		
R 9		170	90-9020		
R 11		160	90-9020		
Espace1	84→98	180	90-9020		
Express	99→	150	90-9020		
Trafic	93→	165	90-9020		
R 21		195	90-9020		
R 55		170	90-0010 & 90-9020		
R 21 TXE		165/210	90-9020 & 90-0040		
R 21 D		165/210	90-9020 & 90-0040	85	90-0050
R19		160	90-9020		
Safrane	98→	165	90-9020	165	90-9020
R 21 Alize		210	90-9020 & 90-0040		
R 21 Quadra		210	90-9020 & 90-0040		
Twingo	93→	140	90-0010	100	90-0050
Laguna	94→00	175	90-9020		
Master	97→	150	90-9020		

RE224.V2 COIL SPRING COMPRESSOR ADAPTOR JAW USAGE CHART

Those models shown in **bold and italic** text use conical/ball type springs.

MAKE AND MODEL	YEAR OF MANUFACTURE	FRONT SPRING DIAMETER	ADAPTOR PART NUMBER	REAR SPRING DIAMETER	ADAPTOR PART NUMBER
Renault (Continued)					
Megane	95→98	140	90-0010		
Megane St.car	01→	160	90-9020		
Espace II	98→	170	90-9020		
Megane	98→03	175	90-9020		
Kangoo	97→	160	90-9020		
Laguna	01→	170	90-9020	100	90-0050/90-0060
Megane II	03→	160	90-9020	100	90-0050
Espace III	03→	170	90-9020	150	90-9020
Scenic	96→	170	90-9020		
Traffic	02→	150	90-9020		
Rover					
200	98→	155	90-9020		
Range	02→	150	90-9020	150	90-9020
827 Vitesse	91→	100	90-0050	100	90-0050
220 Horsepower	92→	150	90-9020	90	90-0050
216 I	95→	150	90-9020	90	90-0050
825 SD		100	90-0050		
827 SI	91→	100	90-0050		
418 GSD		150	90-9020	90	90-0050
214 GSI	91→	150	90-9020	90	90-0050
416	95→	90	90-0050	90	90-0050
620	94→	90	90-0050	90	90-0050
623	94→	90	90-0050	90	90-0050
400		90	90-0050	90	90-0050
820	91→	90	90-0050		
420	92→	100	90-0050	100	90-0050
214	91→	170	90-9020	100	90-0050
216	95→	170	90-9020	100	90-0050
620	97→	110	90-0050		
200	96→	170	90-9020		
25	99→	160	90-9020	100	90-0050
45	00→	100	90-0050	100	90-0050
166		170	90-9020	140	90-0010
75	99→	160	90-9020	140	90-0010
Landrover	99→	170	90-9020	130	90-0010
Saab					
900	90→	150	90-9020		
9000	90→	175	90-9020		
9-3	97→	140	90-0010	150	90-9020 & 90-0060
9-3	03→	170	90-0020	130	90-0010
9-5	97→	160	90-9020	110	90-0050 & 90-0060
Seat					
Fura		130	90-0010		
Malaga		150	90-9020		
Marabella		110	90-0050		
Ronda		125	90-0010		
Toledo	91→	110	90-0050	125	90-0010
Cordoba	93→	130	90-0010	90	90-0050
Toledo	96→	140	90-0010	90	90-0050
Ibiza	96→	130	90-0010	90	90-0050
Arosa	97→	140	90-0010	100	90-0050
Alhambra	97→	180	90-9020	150	90-9020 & 90-0060
Leon	99→	130	90-0010	100	90-0050
Skoda					
Favorit	89→94	160	90-9020	100	90-0050
Felicia	94→	150	90-9020	100	90-0050
Octavia	96→00	150	90-9020	100	90-0050
Octavia	01→	135	90-9020	100	90-0050
Fabia	01→	150	90-9020	100	90-0050
Fabia	99→00	135	90-9020	100	90-0050
Superb	03→	140	90-0030	140	90-0030



RE224.V2 COIL SPRING COMPRESSOR ADAPTOR JAW USAGE CHART

Those models shown in **bold and italic** text use conical/ball type springs.

MAKE AND MODEL	YEAR OF MANUFACTURE	FRONT SPRING DIAMETER	ADAPTOR PART NUMBER	REAR SPRING DIAMETER	ADAPTOR PART NUMBER
Subaru					
Justy		100	90-0050		
Station		140	90-0010		
Libero		85	90-0050		
Legacy	90→	185	90-9020	155	90-9020
Legacy	93→	185	90-9020	180	90-9020
Impreza	97→	175	90-9020		
Forester	97→	175	90-9020		
Suzuki					
Swift	89→90	90	90-0050		
Swift	90→	150	90-9020	100	90-0050
Vitara	96→98	110	90-0050	110	90-0050
Alto	96→03	100	90-0050	110	90-0050
Ignis	01→	100	90-0050	90	90-0050
Liana	01→	165	90-9020		
Baleno	96→	170	90-9020	150	90-0010
Wagon R	98→	100	90-0050	100	90-0050
Toyota					
Celica	87→	150	90-9020	140	90-0010
Corolla	87→91	135	90-0010	135	90-0010
Carina	90→91	155	90-0030	140	90-0010
Supra	90→93	155	90-9020	135	90-0010
Mr.4	90→	145	90-0030	95	90-0050
Mr.2	90→00	135	90-0010	135	90-0010
Camry 2.2	92→	210	90-0040	155	90-9020
Carina	92→	135	90-0030	135	90-0010
Celica	92→94	135	90-0010	135	90-0010
Me.2.0	92→	210	90-0040	100	90-0050
Corolla	92→00	170	90-9020	150	90-9020
Celica	94→99	170	90-9020	135	90-0010
Supra	93→	135	90-0010	135	90-0010
Previa	90→	160	90-9020		
Landcruiser	90→	210	90-0040		
Starlet	96→	140	90-9020	95	90-0050
Paseo	95→	150	90-9020	95	90-0050
Avensis	97-00	140	90-0010	170	90-9020 & 90-0060
Corolla	00→	140	90-0010	170	90-9020 & 90-0060
Mr.2	00→	90	90-0050	90	90-0050
Avensis	01→	160	90-9020	140	90-9020 & 90-0060
Picnic	96→	145	90-0030		
Yaris-Verso	98→	160	90-9020	120	90-0010 & 90-0060
Celica	99→	170	90-9020	120	90-0010 & 90-0060
Hi-ace	90→	160	90-9020	160	90-9020 & 90-0060
Rav 4	94→01	210	90-0040		
Rav 4	01→	170	90-9020	160	90-9020
Vauxhall					
Cavalier		120	90-0050	120	90-0010
Chevette		110	90-0050	120	90-0010
Volvo					
240		180	90-9020		
265		180	90-9020		
740		180	90-9020		
760	90→	180	90-9020		
440	90→	180	90-9020		
460	90→	180	90-9020		
940	91→	180	90-9020		
960	90→	180	90-9020		
850	91→	140	90-0010	125	90-0050
S40	95→	140	90-0010		
V40	95→	140	90-0010		
S80	97→03	170	90-9020		
S60	99→	160	90-9020	170	90-9020

RE224.V2 COIL SPRING COMPRESSOR ADAPTOR JAW USAGE CHART

Those models shown in **bold and italic** text use conical/ball type springs.

MAKE AND MODEL	YEAR OF MANUFACTURE	FRONT SPRING DIAMETER	ADAPTOR PART NUMBER	REAR SPRING DIAMETER	ADAPTOR PART NUMBER
Volvo (continued)					
S70	96→	140	90-0010	125	90-0010
V70	96→	140	90-0010	125	90-0010
C70	96→	170	90-9020	105	90-0050
V70R	02→	170	90-9020	130	90-0010
S80	03→	170	90-9020	170	90-9020
VW					
Golf	90→97	140	90-0010	111	90-0050
Scirocco	90→	140	90-0010	111	90-0050
Jetta	90→	140	90-0010	111	90-0050
Passat	90→95	145	90-0030	111	90-0050
Santana	90→	145	90-0010	111	90-0050
Corrado	90→	140	90-0010	111	90-0050
Passat VR 6	90→96	140	90-0010	111	90-0050
Vento	91→	140	90-0010	111	90-0050
Golf Vari./Van	94→	140	90-0010	111	90-0050
Polo	94→00	130	90-0010	90	90-0050
Polo	90→94	120	90-0010	80	90-0050
Golf	97→01	130	90-0010	130	90-0010
Passat	96→01	130	90-0010	130	90-0010
New Beetle	98→	130	90-0010 & 90-0060	110	90-0050 & 90-0060
Lupo	98→	130	90-0010	110	90-0050
Polo	00→	140	90-0010	80	90-0050
Golf Trendline	01→	140	90-9020	120	90-0010 & 90-0060
Passat	01→	140	90-9020	120	90-0010 & 90-0060
Bora	98→	130	90-0010	120	90-0010 & 90-0060
Sharan	97→	190	90-9020	150	90-9020 & 90-0060
Transporter	90→	190	90-9020	150	90-9020
Caravelle	90→			150	90-9020
Touran	03→	140	99-0030	115	90-0050
Touareg	03→	120	90-0050	115	90-0050