

PLASTIC PIPE AND EXTRUSION CUTTERS

Thank you for purchasing a Sealey Product. Manufactured to a high standard this product will, if used according to these instructions and properly maintained, give you years of trouble free performance.

⚠ IMPORTANT: PLEASE READ THESE INSTRUCTIONS CAREFULLY. NOTE THE SAFE OPERATIONAL REQUIREMENTS, WARNINGS AND CAUTIONS. USE THIS PRODUCT CORRECTLY AND WITH CARE FOR THE PURPOSE FOR WHICH IT IS INTENDED. FAILURE TO DO SO MAY CAUSE DAMAGE AND/OR PERSONAL INJURY AND WILL INVALIDATE THE WARRANTY. PLEASE KEEP INSTRUCTIONS SAFE FOR FUTURE USE.

1. SAFETY INSTRUCTIONS

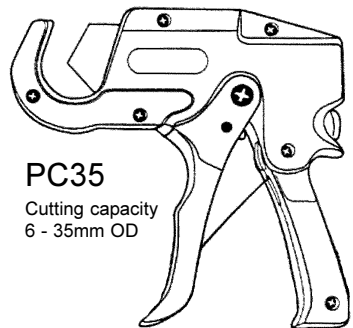

- **WARNING!** The blades used by these cutters are razor sharp and should be treated with due caution.
- ✓ Store the cutters in a safe childproof place when not in use.
- ✓ Use in a suitable, clean and tidy work area, free from unrelated materials. Ensure there is adequate lighting.
- ✓ Use the cutters for rubber and soft vinyl pipes only.
- x **DO NOT** use cutters on hard reinforced pipe. If the blade does not penetrate the pipe, then the materials used to make the pipe are too hard. Applying excessive pressure may cause the pipe to shatter.
- x **DO NOT** continue to attempt cutting any pipe that withstands penetration.
- x **DO NOT** insert a finger into the cutting area at any time.
- x **DO NOT** turn the pipe whilst cutting.
- x **DO NOT** allow untrained people to use the cutters.
- x **DO NOT** allow children to use or play with the cutters.
- x **DO NOT** use the cutters for tasks they are not designed to perform.
- x **DO NOT** operate cutters if any parts are damaged or missing as this may cause failure and/or personal injury.
- x **DO NOT** operate the cutters when you are tired, under the influence of alcohol, drugs or intoxicating medication.

2. INTRODUCTION

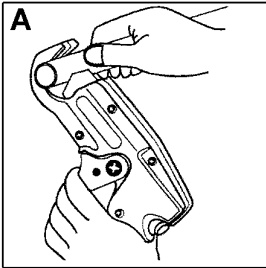
The PC35 & PC40 plastic pipe cutters have die cast aluminium bodies with heat treated AUS-8 grade stainless steel blades. Both feature ratchet action cutting to avoid the crushing of pipes and push button blade retraction. Suitable for cutting plastic pipes and extrusions.

PART NUMBERS FOR SPARE BLADES

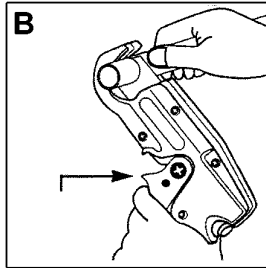
PC35/B and PC40/B



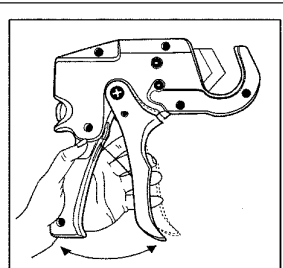
3. OPERATING INSTRUCTIONS FOR PC35 & PC40



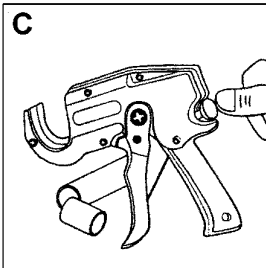
A
PLACE PLASTIC PIPE INTO 'U' JAW WITH THE BLADE POINT ALIGNED WITH THE TUBE CENTRE



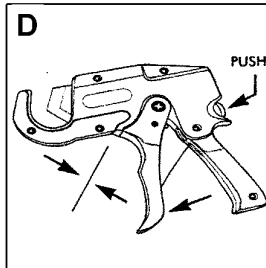
B
SQUEEZE TRIGGER HANDLE REPEATEDLY TO PIERCE AND CUT THROUGH THE PIPE



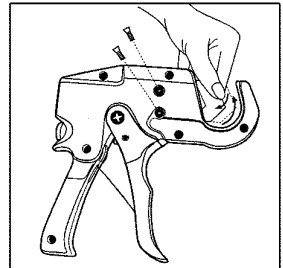
TO CHANGE THE BLADE SQUEEZE THE TRIGGER HANDLE THREE TIMES



C
TO RETRACT THE BLADE PUSH THE BUTTON AT THE REAR OF THE TOOL



D
DO NOT SQUEEZE THE TRIGGER HANDLE WHILST PUSHING THE BUTTON



UNDO THE FIXING SCREWS WITH 2.5MM ALLEN KEY AND CAREFULLY LIFT OUT BLADE

3.1. ADJUSTING MODEL PC40 TO CUT SMALLER PIPE SIZES UNDER 26MM

- 3.1.1 The PC40 has a switch on its top surface which adjusts the starting position of the blade to more conveniently cut pipe sizes of 26mm or less.
- 3.1.2 To select the 26mm position first retract the blade by pressing the retraction button (See fig.1-R).
- 3.1.3 Now squeeze the handle/trigger fully six times, then move the switch to the 26mm position. The blade will only now retract sufficiently to allow a 26mm tube to be inserted.
- 3.1.4 To return to the 42mm position first press the retraction button which will partially retract the blade.
- 3.1.5 Now squeeze the handle/trigger fully three times, then move the switch to the 42mm position. The blade will now fully retract when the retraction button is pressed.

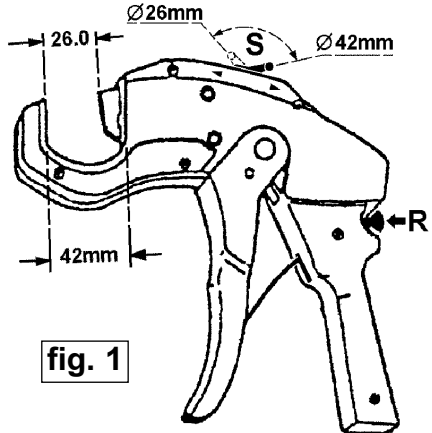


fig. 1

NOTE: It is our policy to continually improve products and as such we reserve the right to alter data, specifications and component parts without prior notice. **IMPORTANT:** No liability is accepted for incorrect use of this equipment. **WARRANTY:** Guarantee is 12 months from purchase date, proof of which will be required for any claim. **INFORMATION:** For a copy of our latest catalogue and promotions call us on 01284 757525 and leave your full name and address, including postcode.



Sole UK Distributor
Sealey Group,
Bury St. Edmunds, Suffolk.



01284 757500



01284 703534

Web address: www.sealey.co.uk

E-mail: sales@sealey.co.uk