



INSTRUCTIONS FOR:  
**MOTORCYCLE ROLLER STAND**  
 MODEL NO: **MCRS1.V2**

Thank you for purchasing a Sealey product. Manufactured to a high standard, this product will, if used according to these instructions, and properly maintained, give you years of trouble free performance.

  **IMPORTANT: PLEASE READ THESE INSTRUCTIONS CAREFULLY. NOTE THE SAFE OPERATIONAL REQUIREMENTS, WARNINGS & CAUTIONS. USE THE PRODUCT CORRECTLY AND WITH CARE FOR THE PURPOSE FOR WHICH IT IS INTENDED. FAILURE TO DO SO MAY CAUSE DAMAGE AND/OR PERSONAL INJURY AND WILL INVALIDATE THE WARRANTY. KEEP THESE INSTRUCTIONS SAFE FOR FUTURE USE.**



Read instructions



Wear Protective gloves

**1. SAFETY**

**GENERAL SAFETY**

- WARNING!** Ensure Health & Safety, local authority, and general workshop practice regulations are adhered to when using this equipment. Under Health and Safety Law, Employers and Self Employed Personnel have a legal duty to ensure Safe Working Conditions for all employees and personnel that may come into contact with this equipment. In particular they must carry out a specific risk and hazard assessment in the workplace to eliminate or reduce any risk found and must record, update and retain records of the results of this inspection.

**SPECIFIC SAFETY**

- ✓ Ensure the Roller Stand is only used on a flat level area, preferably concrete. **DO NOT** use on sloping, uneven, polished or slippery floor surfaces.
- ✓ Ensure that the motorcycle ignition is switched off and place the motorcycle in neutral.
- ✓ Ensure that the motorcycle is correctly supported on its side stand, if necessary use a block of wood under the side stand if the lean angle is too great. Chock whichever wheel is not on the Roller Stand to prevent the bike from moving.
- WARNING!** This product is a cleaning aid for motorcycle wheels, chains etc. only. It must **never** be used with the engine running or with the gearbox engaged. Wheel rotation must be by hand only.  
No liability will be accepted for injury to persons, or damage to property that may result from the misuse or abuse of this cleaning aid.
- WARNING!** The warnings, cautions and instructions referred to in this manual cannot cover all possible conditions and situations that may occur. It must be understood that common sense and caution are factors which cannot be built into this product, but must be applied by the operator.


**2. INTRODUCTION**

Fitted with two heavy-duty rollers providing access to chain and wheel cleaning while motorcycle is stationary. Small lightweight design ideal for use in tight spaces. Manufactured with non-slip base and loading ramp to easily position wheel onto rollers.

**3. SPECIFICATION**

Capacity:.....226kg  
 Dimensions (L x W x H):..... 305 x 230 x 35mm  
 Weight:.....1.9kg

MCRS1.V2



**4. OPERATION**

**4.1 For Rear Wheel Use.**

- 4.1.1 Ease the motorcycle back onto it's side stand. Chock the front wheel or secure the front brake lever.
- 4.1.2 Once satisfied that your motorcycle is secure, the wheel may be rotated by hand.stable on the side stand during this procedure.

**4.2 For Front Wheel Use.**

- 4.2.1 Repeat the procedures as for the rear wheel.
- 4.2.2 If the wheel moves to one side of the Roller Stand whilst rotating, change the direction of the front wheel as you spin it.



**Environmental Protection**



**Recycle unwanted materials instead of disposing of them as waste. All tools, accessories and packaging should be sorted, taken to a recycling centre and disposed of in a manner which is compatible with the environment.**


**NOTE:** It is our policy to continually improve products and as such we reserve the right to alter data, specifications and component parts without prior notice.

**IMPORTANT:** No liability is accepted for incorrect use of this product.


**WARRANTY:** Guarantee is 12 months from purchase date, proof of which will be required for any claim.



**Sole UK Distributor, Sealey Group,**  
 Kempson Way, Suffolk Business Park,  
 Bury St. Edmunds, Suffolk,  
 IP32 7AR

 01284 757500

 [www.sealey.co.uk](http://www.sealey.co.uk)

 01284 703534

 [sales@sealey.co.uk](mailto:sales@sealey.co.uk)