



# RECHARGEABLE INSPECTION LIGHT WITH POWER BANK, 5W COB & 3W SMD LED, 400 LUMENS,

MODEL NO: **LED318G.V2 , LED318R.V2**

Thank you for purchasing a Sealey product. Manufactured to a high standard, this product will, if used according to these instructions, and properly maintained, give you years of trouble free performance.

**IMPORTANT:** PLEASE READ THESE INSTRUCTIONS CAREFULLY. NOTE THE SAFE OPERATIONAL REQUIREMENTS, WARNINGS & CAUTIONS. USE THE PRODUCT CORRECTLY AND WITH CARE FOR THE PURPOSE FOR WHICH IT IS INTENDED. FAILURE TO DO SO MAY CAUSE DAMAGE AND/OR PERSONAL INJURY AND WILL INVALIDATE THE WARRANTY. KEEP THESE INSTRUCTIONS SAFE FOR FUTURE USE.



Refer to instruction manual

## 1. SAFETY

### 1.1. GENERAL SAFETY

- ✓ Ensure the light is fully charged before initial use.
- ✗ **DO NOT** turn the light on when it is being charged.
- ✗ **DO NOT** shine directly into your, another person's or an animal's eyes.
- ✗ **DO NOT** allow children to use the light.
- ✗ **DO NOT** handle or move the light whilst it is being charged.
- ✗ **DO NOT** use the light if you suspect that the battery or the light casing is damaged.
- ✗ **DO NOT** leave battery in a discharged state, recharge battery immediately. Before storage, fully recharge the battery, subsequently recharge the battery at least once every six months of non-use.

### 1.2. BATTERY SAFETY

- ☐ **WARNING!** To reduce the risk of burns or fire:
- ✗ **DO NOT** attempt to open, disassemble, modify or service the battery pack.
- ✗ **DO NOT** crush, puncture, short external contacts or dispose of in fire or water.
- ✗ **DO NOT** expose to temperatures above 60°C (140°F).
- ✓ Recycle or dispose of used battery as stipulated by local regulation.
- ✓ If the electrolyte in the cells gets on your skin, thoroughly wash with soap and water. If it gets in your eyes, rinse thoroughly with cool water and seek immediate medical attention.

## 2. INTRODUCTION

Featuring a super bright 5W COB LED light source, which gives an even and constant spread of light, producing up to 400 lumens. 3W High power SMD LED torch producing up to 100 lumens. Integral hanging hook/belt clip with magnets and a magnetic base which can rotate through 180° for hands-free applications. Features a battery level indicator. Rechargeable 3.7V 2Ah lithium-ion battery for longer life, no memory effect and a much slower discharge than traditional Ni-MH batteries. Built-in emergency power bank to charge mobile devices. Supplied with Type-C USB cable.

## 3. SPECIFICATION

Model No:..... **LED318G.V2 / LED318R.V2**  
 Battery: ..... 3.7V 2Ah Lithium-ion  
 Charging Time:..... 3hr  
 Input Voltage: ..... 5V~1A  
 LED Type: ..... 5W COB + 3W SMD  
 Length:..... 190mm  
 Lumen Output: ..... Side/Top: 400/100lm  
 Operating Time: ..... Side/Top: 3hr/5hr  
 Output: ..... 5V~1A

### IMPORTANT WARRANTY INFORMATION

The battery fitted to this light is considered to be a consumable item and its ability to accept a charge will reduce over time. We will provide warranty against mechanical and electrical defect for a period of one year - this **DOES NOT** cover fair wear and tear. If the battery is not properly charged before first use, or regularly conditioned, its capacity will diminish. Under these circumstances we will not replace the battery regardless of whether it is less than one year old.

## 4. OPERATION

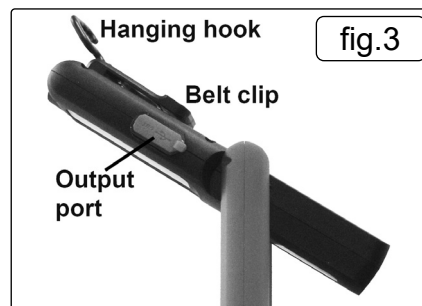


### 4.1. CHARGING

- 4.1.1. Connect the USB lead to the input socket on the side of the light (fig.1).  
**NOTE:** there is also an output socket (fig.3), which is used for charging mobile devices.
- 4.1.2. Plug USB lead into a power supply and turn on.
- 4.1.3. When the battery has fully charged the 5 GREEN LEDs on the rear will illuminate.
- 4.1.4. Each LED represents 20% of the charge level.




## 4.2. OPERATION


- 4.2.1. Direct the lens away from your eyes before switching on.
- 4.2.2. Toggle the light between the end light and side light using the centre On/Off button (fig.2).
- 4.2.3. The (+) brighter and (-) dimmer buttons will only operate on the flood (side) light, (fig.2).
- 4.2.4. The light may be suspended by the hook or attached to any ferrous surface by using the magnets. Angle the light to suit (fig.3).
- 4.2.5. Use the Output port to charge mobile devices (fig.3).




## 5. MAINTENANCE

- 5.1. Keep the torch clean by wiping with a damp cloth.
- 5.2. Store torch in a dry childproof area.

 **WEEE REGULATIONS**  
Dispose of this product at the end of its working life in compliance with the EU Directive on Waste Electrical and Electronic Equipment (WEEE). When the product is no longer required, it must be disposed of in an environmentally protective way. Contact your local solid waste authority for recycling information.

 **BATTERY REMOVAL**  
Under the Waste Batteries and Accumulators Regulations 2009, Jack Sealey Ltd are required to inform potential purchasers of products containing batteries (as defined within these regulations), that they are registered with Valpak's registered compliance scheme. Jack Sealey Ltd's Batteries Producer Registration Number (BPRN) is BPRN00705.

 **ENVIRONMENT PROTECTION**  
Recycle unwanted materials instead of disposing of them as waste. All tools, accessories and packaging should be sorted, taken to a recycling centre and disposed of in a manner which is compatible with the environment. When the product becomes completely unserviceable and requires disposal, drain any fluids (if applicable) into approved containers and dispose of the product and fluids according to local regulations.



**Note:** It is our policy to continually improve products and as such we reserve the right to alter data, specifications and component parts without prior notice. Please note that other versions of this product are available. If you require documentation for alternative versions, please email or call our technical team on [technical@sealey.co.uk](mailto:technical@sealey.co.uk) or 01284 757505.

**Important:** No Liability is accepted for incorrect use of this product.

**Warranty:** Guarantee is 12 months from purchase date, proof of which is required for any claim.

Sealey Group, Kempson Way, Suffolk Business Park, Bury St Edmunds, Suffolk. IP32 7AR

 01284 757500  [sales@sealey.co.uk](mailto:sales@sealey.co.uk)  [www.sealey.co.uk](http://www.sealey.co.uk)