



# HELMET/GEAR CABLE LOCK

MODEL NO: HGL01

Thank you for purchasing a Sealey product. Manufactured to a high standard, this product will, if used according to these instructions, and properly maintained, give you years of trouble free performance.

**IMPORTANT:** PLEASE READ THESE INSTRUCTIONS CAREFULLY. NOTE THE SAFE OPERATIONAL REQUIREMENTS, WARNINGS & CAUTIONS. USE THE PRODUCT CORRECTLY AND WITH CARE FOR THE PURPOSE FOR WHICH IT IS INTENDED. FAILURE TO DO SO MAY CAUSE DAMAGE AND/OR PERSONAL INJURY AND WILL INVALIDATE THE WARRANTY. KEEP THESE INSTRUCTIONS SAFE FOR FUTURE USE.



Refer to instruction manual

## 1. SAFETY

### 1.1. GENERAL SAFETY

- WARNING!** Remember to remove motorcycle helmet or clothing from the attached position when returning to your motorcycle.
- WARNING! DO NOT** ride off with the lock still attached.
- \* **DO NOT** allow children to play with the helmet/ clothing lock.

## 2. INTRODUCTION

Lightweight and convenient to carry in a pocket. Simple to set-up 4-digit combination coiled cable lock can be used in various daily situations to secure items and belongings. Uses a 1.5m long, Ø3.6mm cable to secure a crash helmet, jacket or bag to a motorcycle or secure location. (Note this is not a motorcycle security product). PVC coated anti-cut steel cable and zinc alloy lock cylinder.

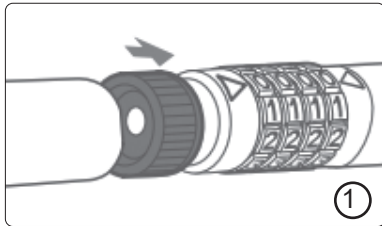
## 3. SPECIFICATION

Model No:	HGL01
Nett Weight:	0.075kg

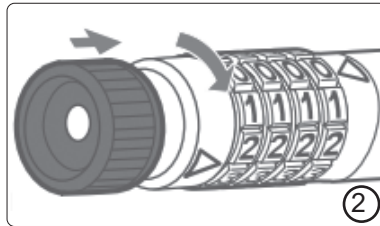
## 4. OPERATION

### 4.1. SETTING THE LOCK COMBINATION

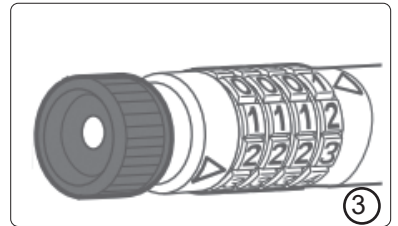
1. The factory code will be set to 0000. Position and move the locking ring.



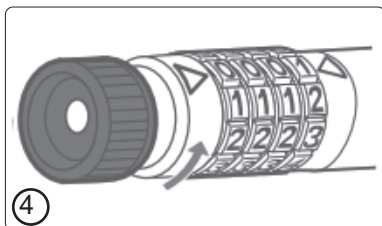
2. Move the left wheel with the arrow to the right to the right (down).



3. At the level of the right circle with an arrow, set your new code.



4. Move the left wheel with the arrow to its original position. Your new code will be set.





#### ENVIRONMENT PROTECTION

Recycle unwanted materials instead of disposing of them as waste. All tools, accessories and packaging should be sorted, taken to a recycling centre and disposed of in a manner which is compatible with the environment. When the product becomes completely unserviceable and requires disposal, drain any fluids (if applicable) into approved containers and dispose of the product and fluids according to local regulations.



REGISTER YOUR  
PURCHASE HERE

**Note:** It is our policy to continually improve products and as such we reserve the right to alter data, specifications and component parts without prior notice. Important: No Liability is accepted for incorrect use of this product.

**Warranty:** Guarantee is 12 months from purchase date, proof of which is required for any claim.

Sealey Group, Kempson Way, Suffolk Business Park, Bury St Edmunds, Suffolk. IP32 7AR

 01284 757500

 [sales@sealey.co.uk](mailto:sales@sealey.co.uk)

 [www.sealey.co.uk](http://www.sealey.co.uk)