


INSTRUCTIONS FOR:
ADJUSTABLE HEIGHT RAMP FOR BARREL BUNDS (WITH CURB ATTACHMENTS)
 Model: **DRP15**

Thank you for purchasing a Sealey product. Manufactured to a high standard this product will, if used according to these instructions and properly maintained, give you years of trouble free performance.

IMPORTANT: PLEASE READ THESE INSTRUCTIONS CAREFULLY. NOTE THE SAFE OPERATIONAL REQUIREMENTS, WARNINGS AND CAUTIONS. USE THE PRODUCT CORRECTLY AND WITH CARE FOR THE PURPOSE FOR WHICH IT IS INTENDED. FAILURE TO DO SO MAY CAUSE DAMAGE AND/OR PERSONAL INJURY AND WILL INVALIDATE THE WARRANTY. PLEASE KEEP INSTRUCTIONS SAFE FOR FUTURE USE.

1. SAFETY INSTRUCTIONS

- ✓ Only use the ramp on firm, level, unobstructed surfaces which are capable of supporting the ramp and barrel or sack truck etc.
- ✓ When wheeling a sack truck or barrel up onto a barrel bund or curb pull the sack truck up the ramp so that the load would fall away from you if an accident occurred.
- ✓ Regularly check that the ramp is safe to use, making sure all nuts and bolts are tightened.
- ✓ Replace or repair damaged parts. *Use only recommended parts. Unauthorised parts may be dangerous and will invalidate the warranty.*
- x **DO NOT** use on tarmacadam, the ramp could sink and become unsafe to use.
- x **DO NOT** overload.
- x **DO NOT** use the ramp for any purpose other than that for which it is designed.
- ☐ **WARNING!** Failure to comply with these instructions may result in loss of load, damage to ramp or other property and/or personal injury.
- ☐ **WARNING!** The use and changing the legs will require assistance. This is a heavy product and so you will also need assistance when moving it.



2. INTRODUCTION AND SPECIFICATION

2.1 Adjustable ramp enables easy drum handling over curbs and onto barrel bunds. Made from heavy-duty steel with tread plate to help prevent slipping whilst moving drum. Height adjustment allows ramp to fit barrel bunds from 275 to 345mm high. Adjustable curb attachment allows easy access up and down curbs from 90 to 140mm high.

2.2 **Specification**

Model No	DRP15
Length	965mm
Width	750mm
Bund Height	275 - 345mm
Curb Height	90 - 140mm

3. CONTENTS


1. Ramp Support Bracket
2. Ramp Platform
3. Ramp Support Bar (only for use with the barrel bund legs)
4. Small Nuts (for support bar)
5. Small Legs - Curb
6. Large Legs - Barrel Bund
7. Large Bolts (to attach legs)



2



5



3



6



4



7



4. ASSEMBLY AND OPERATION

NOTE! The assembly and use of this ramp will require assistance, this is a heavy product and when moving assistance is needed or injury may result.

4.1 Attaching the Legs

- 4.1.1 The best way to attach the legs is to turn the the platform upside down and slot in the legs. Make sure that the legs are fitted the correct way around. Study Fig.1 to see that the offset leg's are to face downwards towards the bottom of the ramp.
- 4.1.2 When the legs are in place attach the support bar (item 3) shown in Fig.1 and Fig.2. (only when using the large barrel bund legs - item 6).
- 4.1.3 Next place the ramp support bracket (item 1) around the outside of the legs so that the bracket is facing outwards and not towards the bottom of the ramp, as shown in Fig.2 and Fig.3.
- 4.1.4 Secure the ramp support bracket with the large bolts. This will also secure the legs and provide height adjustment see Fig. 4.

4.2 Using the Ramp

- 4.2.1 Place the ramp up against the barrel bund or curb. Barrel bunds will have a gap around the perimeter which the lip of the ramp can be placed into. This will make it more secure. Adjust ramp height, as necessary.
- 4.2.2 DO NOT attempt to take anything up the ramp you are not capable of moving as this may result in injury. When wheeling a sack truck up the ramp go up backwards pulling it, this will give you more grip and if the load was to spill or fall you are not in its path.

Fig.1



Fig.2




Fig.4




Fig.3



Parts support is available for this product. To obtain a parts listing and/or diagram, please log on to www.sealey.co.uk, email sales@sealey.co.uk or phone 01284 757500.

NOTE: It is our policy to continually improve products and as such we reserve the right to alter data, specifications and component parts without prior notice.

IMPORTANT: No liability is accepted for incorrect use of this product.

WARRANTY: Guarantee is 12 months from purchase date, proof of which will be required for any claim.

INFORMATION: For a copy of our catalogue and latest promotions call us on 01284 757525 and leave your full name, address and postcode.



Sole UK Distributor
Sealey Group,
Bury St. Edmunds, Suffolk.

01284 757500
01284 703534

www.sealey.co.uk
sales@sealey.co.uk