



**PORTABLE POWER BANK
140W 27000MAH**



Model No: DL168

Thank you for purchasing a product from the Dellonda range. Manufactured to a high standard, this product will, if used according to these instructions, and properly maintained, give you years of trouble free performance.

Important Information

Please read these instructions carefully and note any safe operational requirements, warnings & cautions. Use the product correctly and with care for the purpose for which it is intended. Failure to do so may cause damage and/or personal injury and will invalidate the warranty. Keep these instructions safe for future use.



Refer to
instructions



Indoor use
only

• Features

1	ON / OFF switch
2	Type-C1 Input / Output
3	USB-A Output
4	C2 Output
5	LED Display



Electrical Safety

- **WARNING!** It is the user's responsibility to read, understand and comply with the following electrical instructions: You must ensure the risk of electric shock is minimised by the installation of appropriate safety devices.
- You must also read and understand the following instructions concerning electrical safety. The Electricity At Work Act 1989 requires all portable electrical appliances, if used on business premises, to be tested by a qualified electrician, using a Portable Appliance Tester (PAT).
- The Health & Safety at Work Act 1974 makes owners of electrical appliances responsible for the safe condition of the appliance and the safety of the appliance operator. If in any doubt about electrical safety, contact a qualified electrician. You must ensure that you:
- Inspect the Power Pack, charge cables and connectors for wear and damage to ensure items are safe before use. If worn or damaged DO NOT use.
- Uncoil used cables between Power Pack and devices when in use.
- **DO NOT** pull the Power Pack from any sockets by the lead used.
- **DO NOT** try to take the Power Pack apart.
- **DO NOT** get the Power Pack wet, or use in wet, damp conditions (for indoor use only).
- **Battery Safety**
- Recycle or dispose of used battery as stipulated by local regulation.
- Ensure the internal battery is fully charged before initial use.
- **WARNING!** To reduce the risk of burns or fire.
- **DO NOT** attempt to open, disassemble, modify or service the battery pack.
- **DO NOT** crush, puncture, short external contacts or dispose of in fire or water.
- **DO NOT** expose to temperatures above 60°C (140°F).
- **DO NOT** move/handle/use the Power Pack when it is being charged.
- **DO NOT** leave battery in a discharged state, recharge battery immediately. Before storage, fully recharge the battery, subsequently recharge the battery at least once every six months of non-use.

General Safety Instructions

- Familiarise yourself with the application and limitations of the Power Pack as well as the potential hazards.
- Keep children and unauthorised persons away from the working area.
- When not in use, store carefully in a safe, dry, childproof location.
- Use the cables provided with this unit only.
- **DO NOT** short circuit this unit and keep it away from metal objects such as coins, keys, jewellery etc.
- **DO NOT** pull the cables from any connections
- **DO NOT** use the unit outdoors, or in damp, or wet locations and **DO NOT** operate within the vicinity of flammable liquids or gases.
- **DO NOT** use for a task for which it is not designed.
- **DO NOT** modify or disassemble the Power Pack.
- **DO NOT** drop unit. If unit receives a sharp blow or is otherwise damaged in any way have it checked by a qualified technician.
- **NOTE:** This appliance can be used by children aged from 8 years and above and persons with reduced physical, sensory or mental capabilities or lack of experience and knowledge if they have been given supervision or instruction concerning use of the appliance in a safe way and understand the hazards involved. Children shall not play with the appliance. Cleaning and user maintenance shall not be made by children without supervision.

Operation

Charging the power pack

- Insert the USB TYPE-C cable into the unit's relevant input C1 port.
- Insert other end into either a USB wall charger (not supplied), a car accessory charger (not supplied) or the USB port on a computer (not supplied).
- While charging, the LED indicator will display battery level.


















Using the power pack

- To charge USB digital devices, select appropriate cable for your device. Plug the charging cable into the USB outputs
- Disconnect after use.

Maintenance

- Disconnect after use.
- After usage recharge the unit.
- After charging / usage remove all cables / connections.
- Use a clean, dry cloth to wipe down the unit after use.
- Store in clean, dry environment with ambient temperature between 4°C and 30°C.

Specification

Model No	DL168
Capacity	27000mAh/99.9Wh
Dimensions (W x D x H)	165 x 55 x 50mm
USB- C1 Input:	5V  , 9V  3A, 12V  3A, 15V  3A, 20V  5A, 28V  5A, 140W(max)
USB-C1 Output	5V  3A, 9V  3A, 12V  3A, 15V  3A, 20V  5A, 28V  5A, 140W(max)
USB-C2 Output	5V  2.4A, 9V  2.22A, 20W(max)
USB A Output	5V  3A, 9V  2A, 12V  1.5A, 18W(max)
Nett Weight	0.64kg



Recycle unwanted materials instead of disposing of them as waste. All tools, accessories and packaging should be sorted, taken to a recycling centre and disposed of in a manner which is compatible with the environment. When the product becomes completely unserviceable and requires disposal, drain any fluids (if applicable) into approved containers and dispose of the product and fluids according to local regulations.



WEEE REGULATIONS

Dispose of this product at the end of its working life in compliance with the EU Directive on Waste Electrical and Electronic Equipment (WEEE). When the product is no longer required, it must be disposed of in an environmentally protective way. Contact your local solid waste authority for recycling information.



BATTERY REMOVAL : ONLY TO BE PERFORMED BY SUITABLY QUALIFIED PERSON

Under the Waste Batteries and Accumulators Regulations 2009, Dellonda Ltd are required to inform potential purchasers of products containing batteries (as defined within these regulations), that they are registered with Valpak's registered compliance scheme. Jack Sealey Ltd's Batteries Producer Registration Number (BPRN) is BPRN00705.

Note: It is Dellonda's policy to continually improve products and we reserve the right to alter data, specifications and component parts without prior notice.

Important: No Liability is accepted for incorrect use of this product.

Warranty: Guarantee is 12 months from purchase date, proof of which will be required.

Dellonda Limited, Sole UK Distributor of Baridi

Kempson Way, Suffolk Business Park, Bury St Edmunds, Suffolk. IP32 7AR



01284 757575



support@dellonda.co.uk



www.dellonda.co.uk