




---

## FLEXIBLE CABLE MANAGEMENT SYSTEM, MAGNETIC 1.3M



**Model No: DH275**

Thank you for purchasing a Dellonda product. Manufactured to a high standard, this product will, if used according to these instructions, and properly maintained, give you years of trouble free performance.

## Important Information

Please read these instructions carefully. Note the safe operational requirements, warnings & cautions. Use the product correctly and with care for the purpose for which it is intended. Failure to do so may cause damage and/or personal injury and will invalidate the warranty. Keep these instructions safe for future use.

## SPECIFICATION

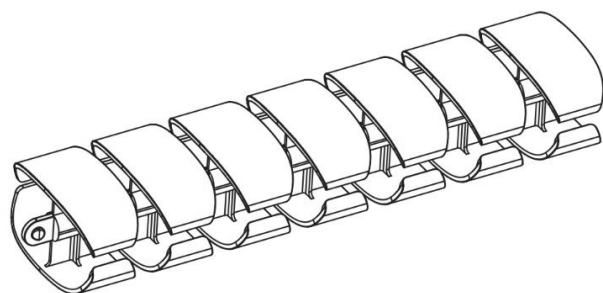
Model No:..... **DH275**  
Colour of Product:..... Black

Dimensions:..... 100 x 100 x 1305mm  
Nett Weight:..... 0.79kg

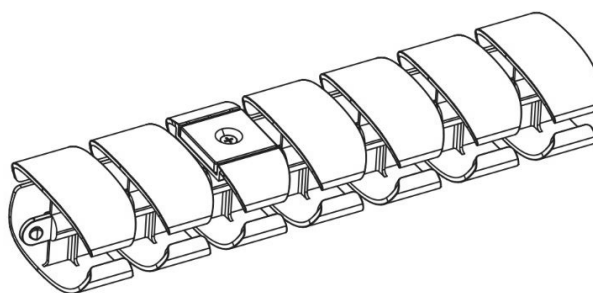
## SAFETY

- ✓ Ensure that the mounting surface is strong enough to handle a mounted product and equipment.
- ✗ **DO NOT** exceed the maximum listed weight capacity.
- ✓ Tighten screws firmly, but **DO NOT** over tighten. Over tightening can cause product damage that greatly reduces the holding power.
- ✓ Keep a clear area and distance from moving parts when using the product.
- ✓ Use only as intended. **DO NOT** stand, hang or climb on the product.
- ✓ This product is intended for indoor use only.
- ✗ **DO NOT** modify the product.
- ✓ This product may contain small items that could be a choking hazard if swallowed.
- ✓ Keep children away unless the product is intended for their use and all instructions and manuals are fully reviewed and understood by them.
- ✓ Check that the product is secure and safe to use at regular intervals (at least every three months).
- ✓ Should you ever have any questions or feel you require help, please contact Dellonda for assistance.

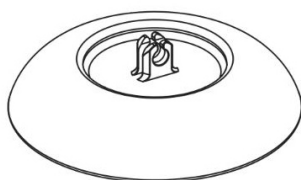
## CONTENTS



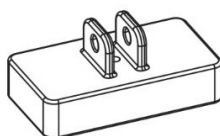
**A (x4)**



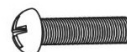
**B (x1)**



**C (x1)**




**D (x1)**



**E (x1)**  
M5x20



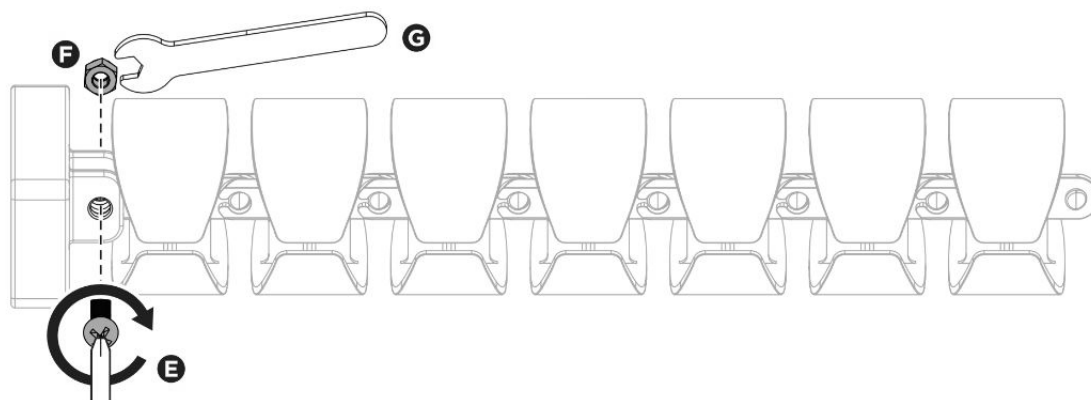
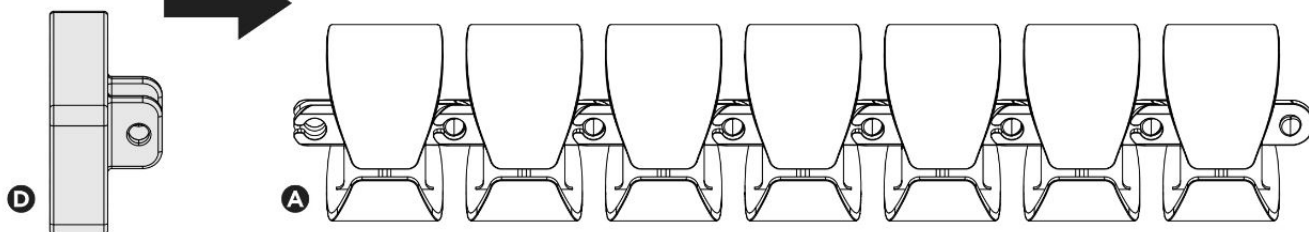
**F (x1)**  
M5




**G (x1)**  
8mm

## ASSEMBLY

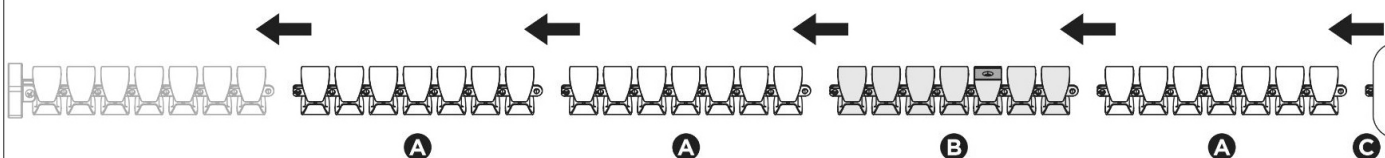
# 1



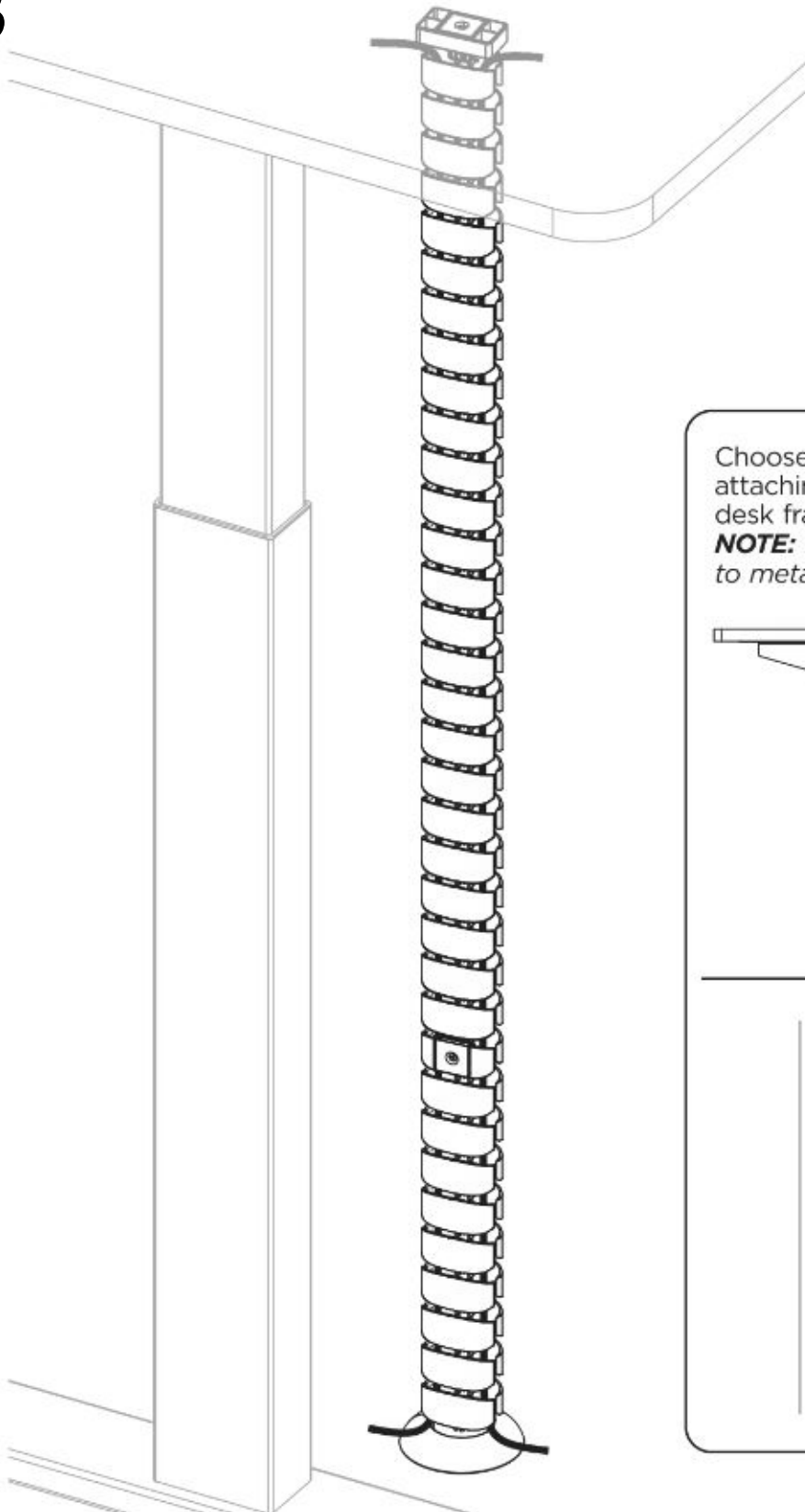
# 2



**Note:** When joining the spine parts, ensure the same channels on the same side.

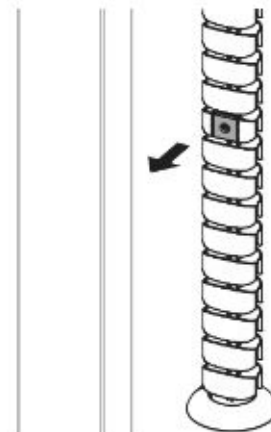
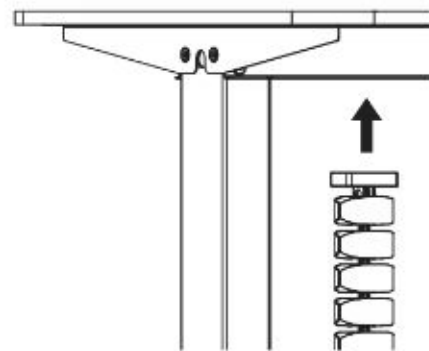


# 3



Choose the desired location for attaching the magnets to the desk frame.

**NOTE:** Magnets will only attach to metal areas of the desk frame.



## Environment Protection and Waste Protection

Recycle unwanted packaging materials. When this product is no longer required, or has reached the end of its useful life, please dispose of it in an environmentally friendly way. Drain any fluids (if applicable) into approved containers, in accordance with local waste regulations. It is our policy to continually improve products and we reserve the right to alter data, specifications and parts without prior notice. No liability is accepted for incorrect use of this product. Guarantee is 12 months from purchase date, proof of which is required for any claim.

## Sealey Group

Kempson Way, Suffolk Business Park, Bury St Edmunds, Suffolk. IP32 7AR

☎ 01284 757575    ✉ support@dellonda.co.uk    🌐 www.dellonda.co.uk