



Dellonda Buxton Rattan Wicker Sun Lounger/ Sunbed with Washable Cushions



Model No. DG74

Thank you for purchasing a Dellonda product. Manufactured to a high standard, this product will, if used according to these instructions, and properly maintained, give you years of trouble free performance.

Important Information

Please read these instructions carefully. Note the safe operational requirements, warnings & cautions. Use the product correctly and with care for the purpose for which it is intended. Failure to do so may cause damage and/or personal injury and will invalidate the warranty. Keep these instructions safe for future use.



Refer to
instruction
manual

About the Product

Manufactured using dual rattan weave 7mm half round and 5mm round creating the impression of wicker. UV Treated, fade resistant and weatherproof design can be used outside all year round. Supplied with polyester covered seat and back cushions. Cushion covers can be removed and hand washed for easy maintenance. Some simple assembly is required. Disclaimer: Colours may slightly vary due to lighting conditions.


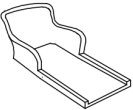



• SPECIFICATION

- Model no: **DG74**
- Product dimensions (L x W x H): 164 x 74 x 80.5cm
- Material: Polyurethane Rattan

Safety Instructions

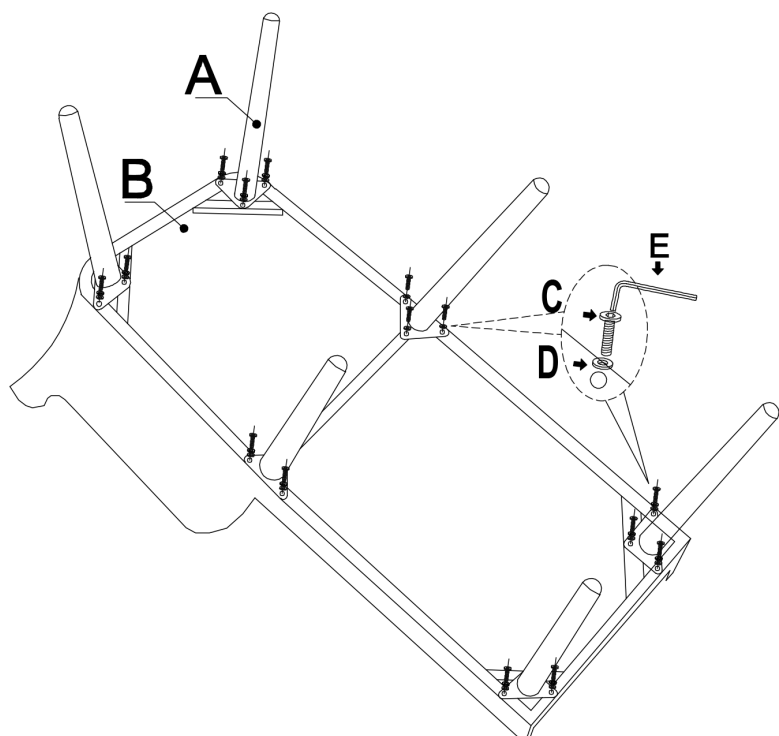
- Always read these instructions fully before assembling and using your furniture.
- **WARNING!** Keep all flame and heat sources away from this furniture.
- **DO NOT** use bleach, alkaline or harsh detergents for cleaning. Soap and warm water are recommended.
- **DO NOT** use a high-pressure washer to clean this product.
- This product has a reasonable level of protection against **UV** degradation, however as with any material it will begin to fade and degrade after long periods of exposure to the sun.

Contents

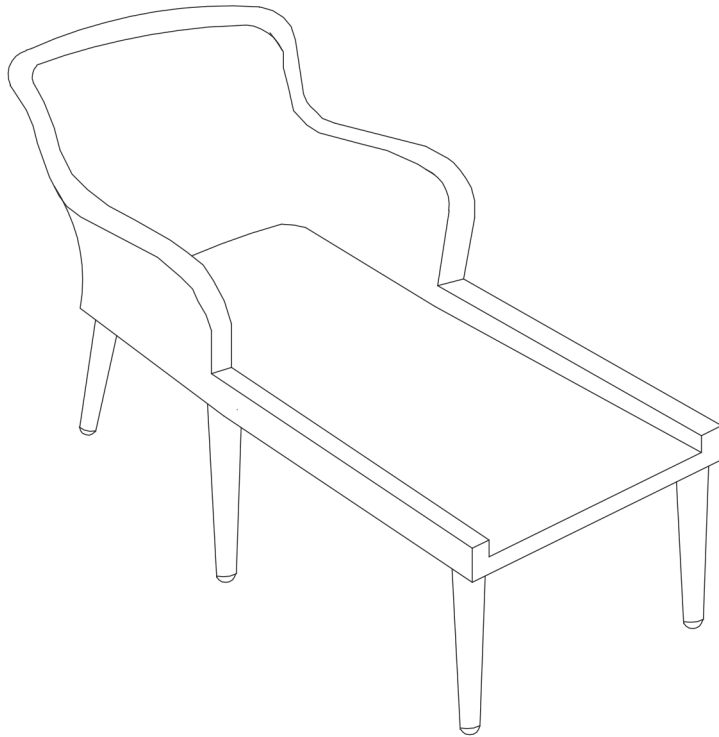
A	SUN LOUNGER LEG		6	B	SUN LOUNGER SEAT		1	C	M6 X 20MM BOLT		18
D	M6 WASHER		18	E	HEX KEY		1				

Assembly

- In turn offer up each leg (A) onto the base frame of the sun lounger (B) bolt into the frame with the three M6 x 20mm bolts (C) and the three M6 washers (D).
- Tighten down with the Hex Key (E).
- (Retain the hex key (E) to allow you to tighten these bolts at a later date).



- Carefully turn the sun lounger onto its feet and position.
- Set the cushions into the lounger.



STORAGE

- Ensure that the cushions are clean dry before being stored, store in a cool, dry and well ventilated location.
- Wipe down the sun lounger's frame and legs and any areas that could have been exposed to mud and dirt.
- Store the chair in a cool, dry location between use to prolong the usable life of all parts.

Environment Protection and Waste Protection and Electrical Equipment Regulations (WEEE)

Recycle unwanted packaging materials. When this product is no longer required, or has reached the end of its useful life, please dispose of it in an environmentally friendly way. Drain any fluids (if applicable) into approved containers, in accordance with local waste regulations. It is our policy to continually improve products and we reserve the right to alter data, specifications and parts without prior notice. No liability is accepted for incorrect use of this product.

Note: It is our policy to continually improve products and as such we reserve the right to alter data, specifications and component parts without prior notice.

Important: No Liability is accepted for incorrect use of this product.

Warranty: Guarantee is 12 months from purchase date, proof of which is required for any claim.

Dellonda Limited

Kempson Way, Suffolk Business Park, Bury St Edmunds, Suffolk. IP32 7AR



01284 757575



support@dellonda.co.uk



www.dellonda.co.uk