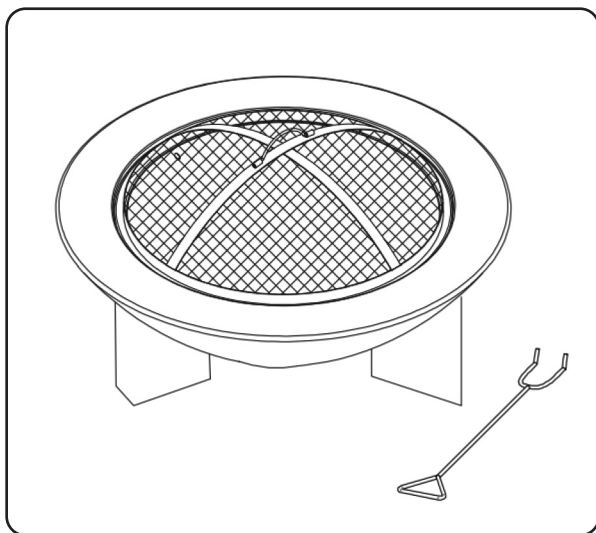




Dellonda Round MgO Fire Pit with Cooking Grill, Ø75cm, Safety Mesh Screen



Model No's: DG190 and DG191

Thank you for purchasing a Dellonda product. Manufactured to a high standard, this product will, if used according to these instructions, and properly maintained, give you years of trouble free performance.

Important Information

Please read these instructions carefully. Note the safe operational requirements, warnings & cautions. Use the product correctly and with care for the purpose for which it is intended. Failure to do so may cause damage and/or personal injury and will invalidate the warranty. Keep these instructions safe for future use.



Refer to
instructions
manual



Warning!
Hot surface

About the Product

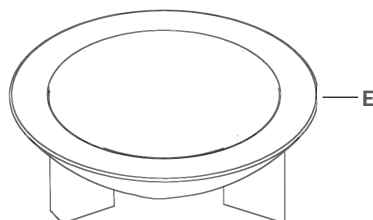

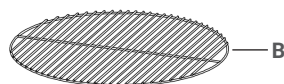

Modern, stylish round fire pit is perfect for relaxing outdoors with family and friends. Manufactured from weatherproof MgO. Features chrome cooking grill. Includes mesh safety screen to prevent embers and sparks flying. Suitable for use with untreated wood and logs. Supplied with fire poker.

Model No: **DG190, DG191**
Dimensions (Ø x H): **Ø750 x 400mm**
Weight: **16kg**

Safety Instructions

- This product is intended **FOR OUTDOOR USE ONLY**.
- **NEVER** leave a burning fire unattended.
- **FIRE HAZARD** – Hot embers may emit while in use.
- **DO NOT** use petrol, white spirit, lighter fluid, alcohol or other similar chemicals to light a fire.
- This product is **ONLY** suitable for use with untreated wood, logs, or charcoal.
- **DO NOT** use this chiminea on decking or any other flammable surfaces such as dry grass, wood chips, leaves or decorative bark.
- Ensure that the fire pit is positioned at least 2 metres away from flammable items or wooden walls.
- **DO NOT** handle or move the fire pit whilst alight as it will become hot.
- Keep children and pets at a safe distance from the fire pit when in use.

Contents



Part	Description	Qty
A	Mesh Cover	1
B	Cooking Grill	1
C	Charcoal Grill	1
D	Fire Bowl	1
E	Fire Pit Body	1
F	Poker	1

Care and use

- Ensure that the fire pit is positioned on a flat, level, heat resistant non-flammable surface away from flammable items.
- Ensure fire pit has a minimum of 2m overhead clearance and has a minimum of 2m clearance from other surrounding items.
- Decide on the location as above. The fire pit is heavy. Always ensure that it is positioned on a level surface and is completely stable before use. It is recommended the unit is not moved once positioned and must not be moved while in use.
- The fire pit surface will age and discolour naturally from first use. This is to be expected.

Starting a fire

- To start a fire, place a small quantity of kindling wood and rolled newspaper in the unit. Light the paper and allow a flame to build up. Once sufficiently alight add logs or larger pieces of untreated wood to the unit to increase the heat slowly. Alternatively use fire-lighter blocks and add charcoal in the same manner.
- **DO NOT** overload the unit with fuel (untreated wood, logs, charcoal) – if the fire is too intense this could damage the fire pit.
- Always ensure that fuel does **NOT** protrude from the front opening of the fire pit.

Extinguishing

- To extinguish the fire – stop adding fuel and allow it to die down naturally or douse with sand.
- **DO NOT** use water as this could damage the fire pit.

Storage




- When not in use, it is recommended to cover the fire pit with a suitable waterproof cover to prevent rainwater from entering.
- If using an outdoor cover, only cover once the fire has died and the unit has completely cooled.

Environment Protection

Recycle unwanted materials instead of disposing of them as waste. All tools, accessories and packaging should be sorted, taken to a recycling centre and disposed of in a manner which is compatible with the environment. When the product becomes completely unserviceable and requires disposal, drain any fluids (if applicable) into approved containers and dispose of the product and fluids according to local regulations.

Dellonda Limited

Kempson Way, Suffolk Business Park, Bury St Edmunds, Suffolk. IP32 7AR

 01284 757575  support@dellonda.co.uk  www.dellonda.co.uk