



CATALOGUE HOLDER - FLOOR STANDING

MODEL NO: **BHCATL**

1. CONTENTS



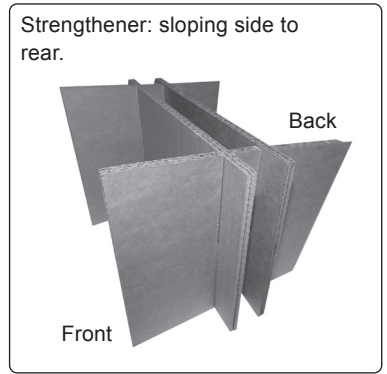
Header card



Fasteners x 12 pairs



Bottom panel

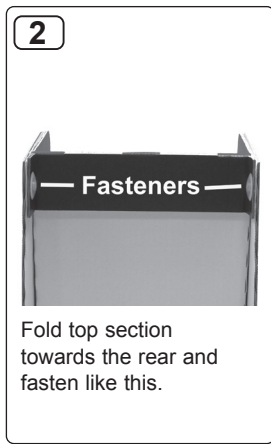


Strengthener: sloping side to rear.

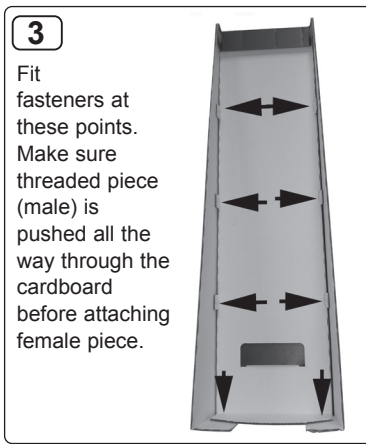
2. ASSEMBLY




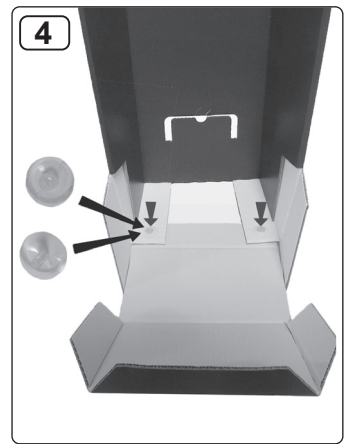
Fold flaps out



Fold top section towards the rear and fasten like this.




Fit fasteners at these points. Make sure threaded piece (male) is pushed all the way through the cardboard before attaching female piece.



Insert strengthener. Fold front flaps in.



Fold bottom panel up and into back slot.



Fit header card.



ENVIRONMENT PROTECTION

Recycle unwanted materials instead of disposing of them as waste. All tools, accessories and packaging should be sorted, taken to a recycling centre and disposed of in a manner which is compatible with the environment.

Sealey Group, Kempson Way, Suffolk Business Park, Bury St Edmunds, Suffolk. IP32 7AR



01284 757500



sales@sealey.co.uk



www.sealey.co.uk