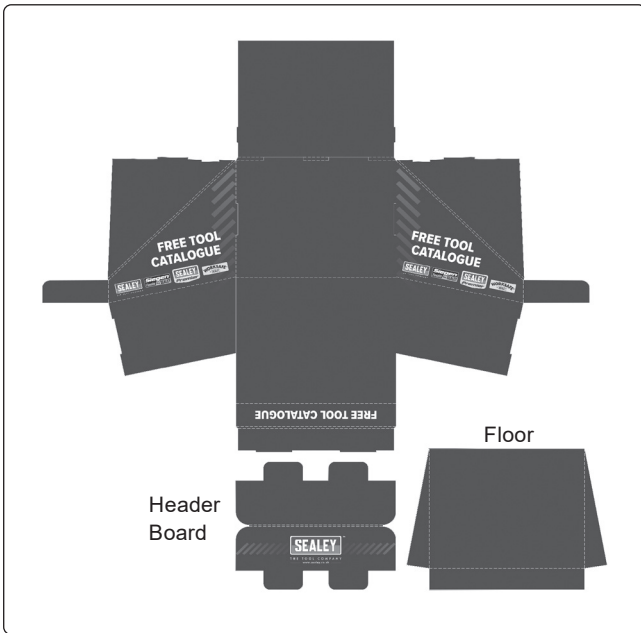




# CATALOGUE HOLDER - COUNTER TOP

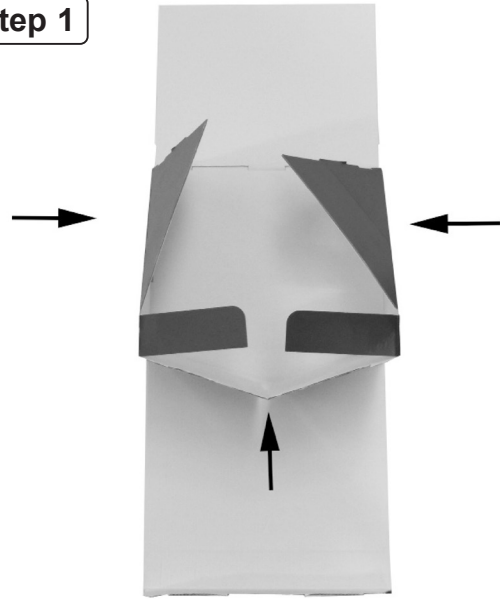
MODEL NO: **BH CAT**

## 1. CONTENTS




## 2. ASSEMBLY

### Step 1



### Step 2



Push sides into place  
Fold top into place

### Step 3



Insert header board  
Insert floor so that it slopes away from front



### ENVIRONMENT PROTECTION

Recycle unwanted materials instead of disposing of them as waste. All tools, accessories and packaging should be sorted, taken to a recycling centre and disposed of in a manner which is compatible with the environment. When the product becomes completely unserviceable and requires disposal, drain any fluids (if applicable) into approved containers and dispose of the product and fluids according to local regulations.

Sealey Group, Kempson Way, Suffolk Business Park, Bury St Edmunds, Suffolk. IP32 7AR

01284 757500



sales@sealey.co.uk



www.sealey.co.uk