



APMS30 SERIES

MODEL NO: APMS30UCS, APMS30WC, APMS30WA, APMS30WB, APMS30SSC, APMS30UCD, APMS30SSB, APMS30SSA, APMS31BE, APMS32BE, APMS33BE, APMS34BE, APMS35BE, APMS3BEBP, APMS3BP

Thank you for purchasing a Sealey product. Manufactured to a high standard, this product will, if used according to these instructions, and properly maintained, give you years of trouble free performance.

IMPORTANT: PLEASE READ THESE INSTRUCTIONS CAREFULLY. NOTE THE SAFE OPERATIONAL REQUIREMENTS, WARNINGS & CAUTIONS. USE THE PRODUCT CORRECTLY AND WITH CARE FOR THE PURPOSE FOR WHICH IT IS INTENDED. FAILURE TO DO SO MAY CAUSE DAMAGE AND/OR PERSONAL INJURY AND WILL INVALIDATE THE WARRANTY. KEEP THESE INSTRUCTIONS SAFE FOR FUTURE USE.



Refer to
instructions



Wear protective
gloves

1. SAFETY

- ☐ **WARNING!** Ensure health & safety, local authority, and general workshop practice regulations are adhered to when using this storage system.
- ✓ Locate in a suitable work area.
- ✓ Keep the work area clean, uncluttered and ensure there is adequate lighting.
- ☐ **WARNING!** Use storage on level and solid ground, preferably concrete.
- ✓ Keep the storage system clean and tidy in accordance with good workshop practice.
- ✓ Keep children and unauthorised persons away from the work area.
- ✗ **DO NOT** use the storage system for any purpose other than that for which it is designed.
- ✗ **DO NOT** use the storage system outdoors.
- ✗ **DO NOT** place the storage system in a damp or wet location or an area where there is condensation.
- ✗ **DO NOT** clean the storage system with any solvents which may damage the surfaces or the protective coating.
- ✗ **DO NOT** move the storage system when there are items placed inside.
- ✗ **DO NOT** step on the shelves.
- ✗ **DO NOT** overload the storage system.

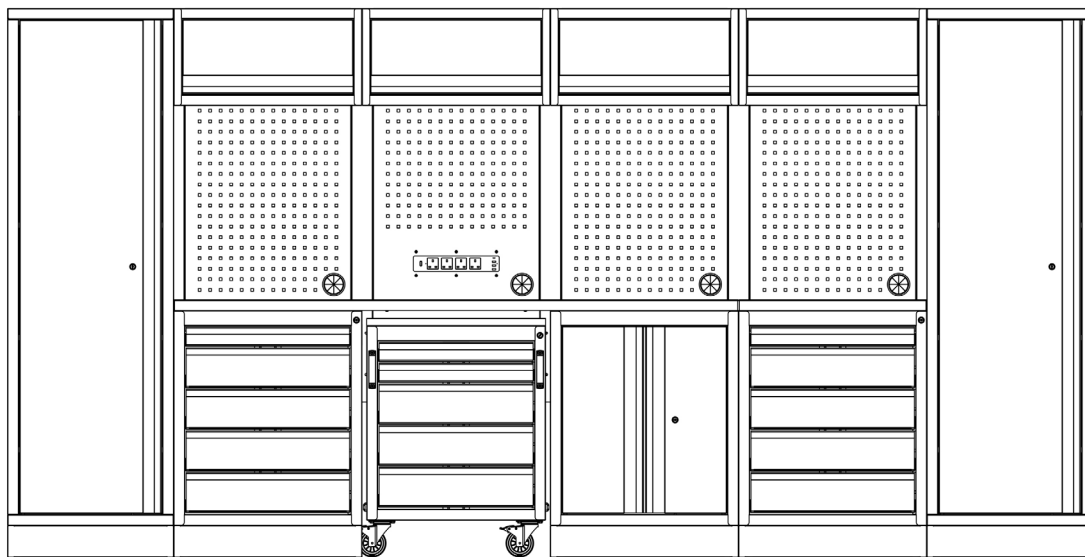
2. INTRODUCTION

Modular storage system ideal for any garage/workshop. Durable construction that will last for years. Easily adjusts to specific needs. Purchase a simple base cabinet or create a full workshop storage system. Standard features include:

- ✓ Modular design to enable easy upgrading.
- ✓ Tough and durable construction with high gloss finish on the doors and drawers.
- ✓ Adonised black handles and drawer pulls.
- ✓ Soft close Ball-bearing slides throughout.
- ✓ Choice of worktop - rubber wood or stainless steel.
- ✓ Gas struts on wall cabinet doors.
- ✓ Height adjusting feet.
- ✓ Floor cabinets feature adjustable shelves.
- ✓ All pieces are fully welded except Model No. APMS31BE which requires simple assembly.
- ✓ Each unit supplied with a lock and two keys (except wall cabinets).

FIG.1

**Example
layout**



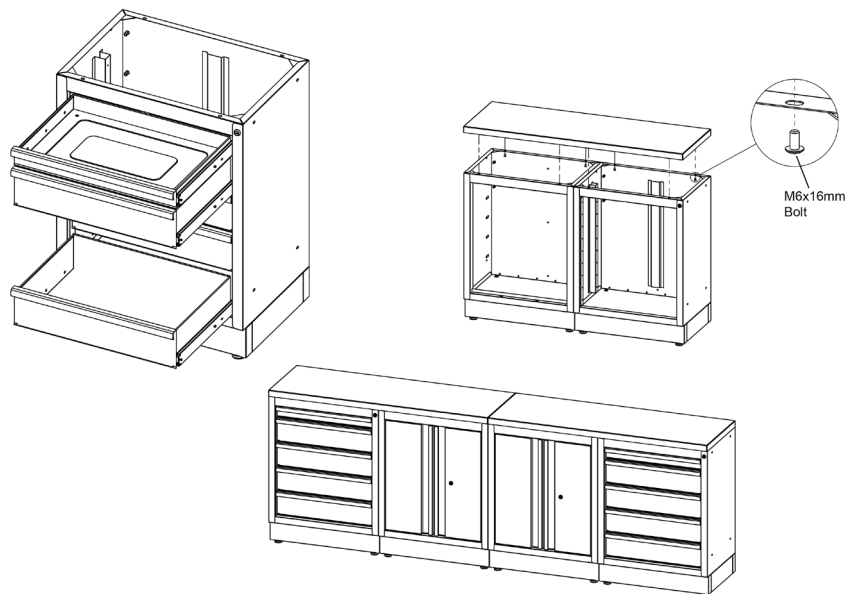
3. SPECIFICATION

	Model No:	Description	Dimensions (W x D x H):
Cabinets & Drawers	APMS31BE	Full Height Floor Cabinet	600 x 460 x 2000mm
	APMS32BE	Modular Wall Cabinet 680mm	680 x 280 x 350mm
	APMS33BE	Modular Floor Cabinet 2 Door	680 x 460 x 910mm
	APMS34BE	Modular Mobile Cabinet 5 Drawer	650 x 460 x 860mm
	APMS35BE	Modular Cabinet 5 Drawer	680 x 460 x 910mm
Pressed Wood Worktops	APMS30WA	Pressed Wood Worktop 680mm	680 x 463 x 38mm
	APMS30WB	Pressed Wood Worktop 1360mm	1360 x 463 x 38mm
	APMS30WC	Pressed Wood Worktop 2040mm	2040 x 463 x 38mm
Stainless Steel Worktops	APMS30SSA	Stainless Steel Worktop 680mm	680 x 463 x 38mm
	APMS30SSB	Stainless Steel Worktop 1360mm	1360 x 463 x 38mm
	APMS30SSC	Stainless Steel Worktop 2040mm	2040 x 463 x 38mm
Upright Connectors	APMS30UCS	Single Connector	39 x 30 x 1420mm
	APMS30UCD	Double Connector	78 x 30 x 1420mm
Back Panels	APMS3BEBP	Back Panel with Power Bar 600mm	600 x 25 x 1080mm
	APMS3BP	Back Panel 600mm	600 x 25 x 1080mm

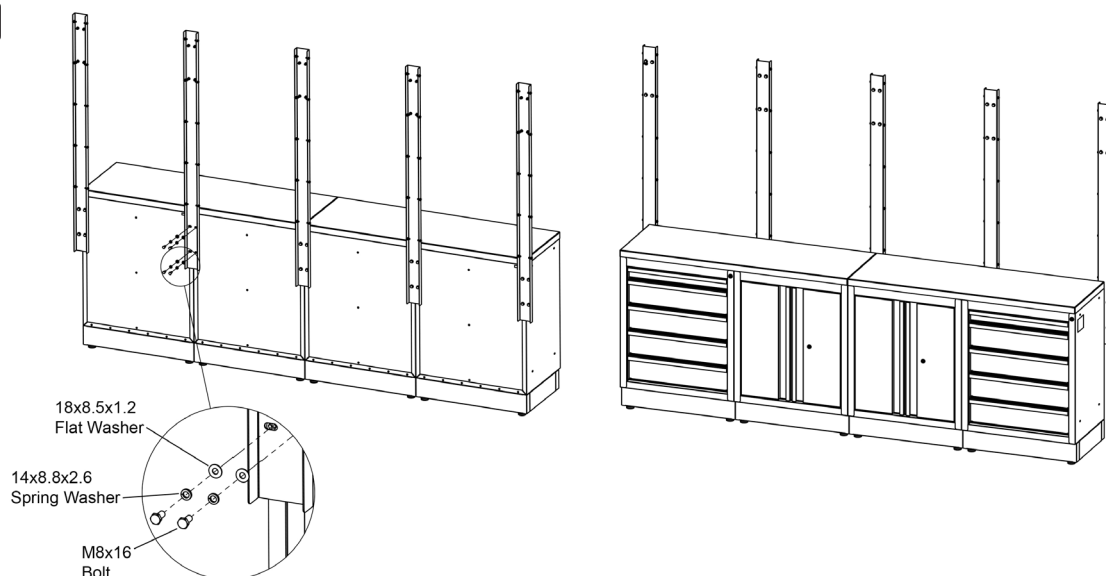
4. ASSEMBLY

NOTE: the steps below are an example using a range of drawers, cabinets, worktops, upright connectors and back panels.

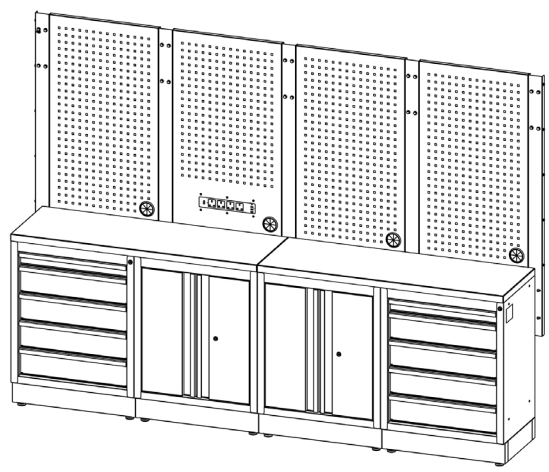
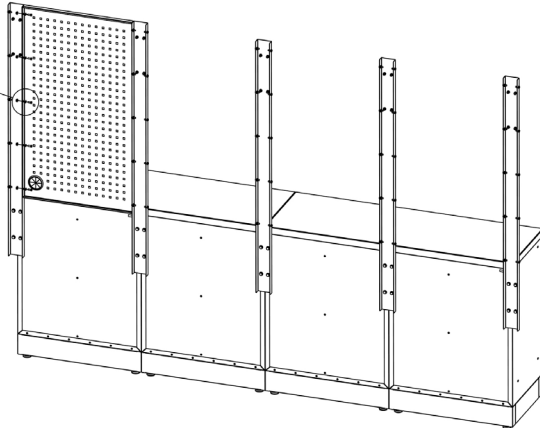
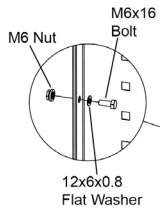
STEP 1



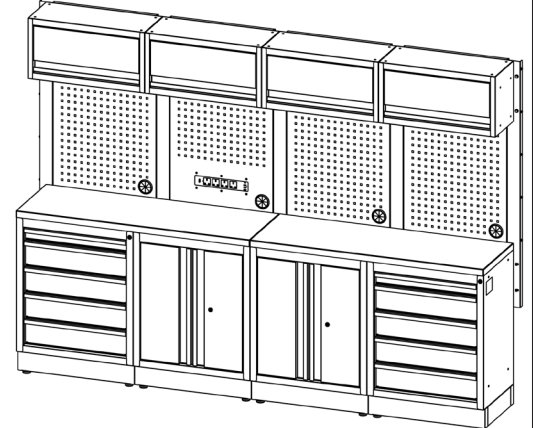
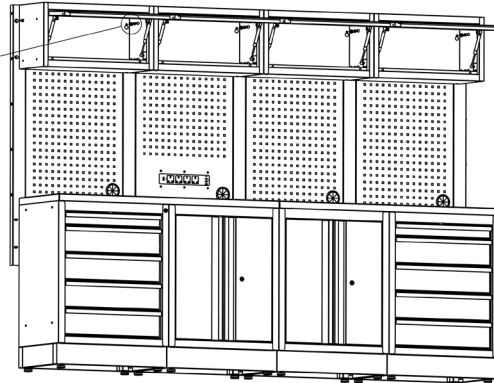
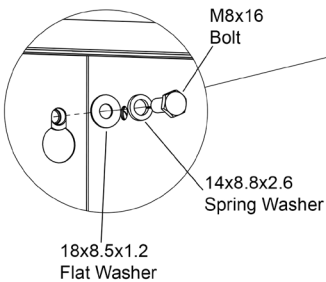
STEP 2



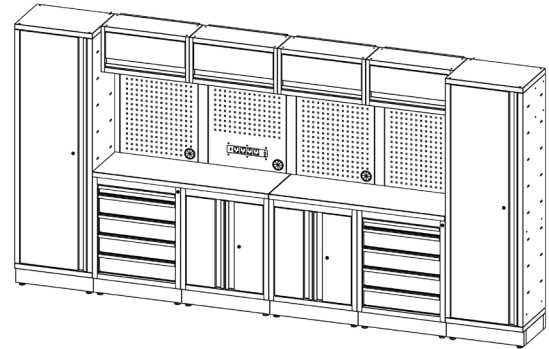
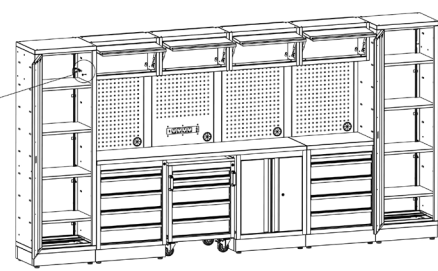
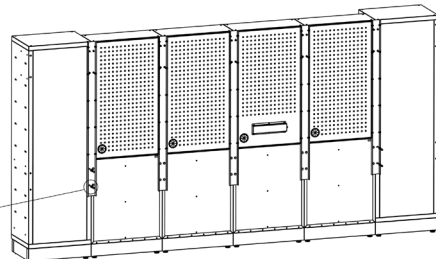
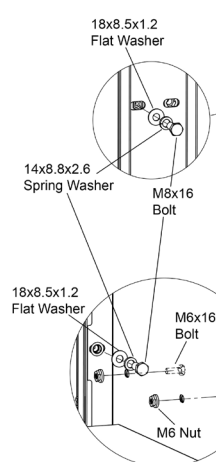
STEP 3



STEP 4



STEP 5





ENVIRONMENT PROTECTION

Recycle unwanted materials instead of disposing of them as waste. All tools, accessories and packaging should be sorted, taken to a recycling centre and disposed of in a manner which is compatible with the environment. When the product becomes completely unserviceable and requires disposal, drain any fluids (if applicable) into approved containers and dispose of the product and fluids according to local regulations.



REGISTER YOUR
PURCHASE HERE

Note: It is our policy to continually improve products and as such we reserve the right to alter data, specifications and component parts without prior notice.

Important: No Liability is accepted for incorrect use of this product.

Warranty: Guarantee is 5 years from purchase date, proof of which is required for any claim.

Sealey Group, Kempson Way, Suffolk Business Park, Bury St Edmunds, Suffolk. IP32 7AR



01284 757500



sales@sealey.co.uk



www.sealey.co.uk