



# BLIND BEARING PULLER SET 5PC FULLY CHROMED WITH STORAGE CASE

MODEL NO: **AK714.V5**

Thank you for purchasing a Sealey product. Manufactured to a high standard, this product will, if used according to these instructions, and properly maintained, give you years of trouble free performance.

**IMPORTANT:** PLEASE READ THESE INSTRUCTIONS CAREFULLY. NOTE THE SAFE OPERATIONAL REQUIREMENTS, WARNINGS & CAUTIONS. USE THE PRODUCT CORRECTLY AND WITH CARE FOR THE PURPOSE FOR WHICH IT IS INTENDED. FAILURE TO DO SO MAY CAUSE DAMAGE AND/OR PERSONAL INJURY AND WILL INVALIDATE THE WARRANTY. KEEP THESE INSTRUCTIONS SAFE FOR FUTURE USE.



Refer to instructions



Wear eye protection



Wear protective gloves



Wear safety footwear



Wear protective clothing

## 1. SAFETY

- ❑ **WARNING!** Ensure that Health and Safety, local authority and general workshop practice regulations are adhered to when using this product.
  - ✖ **DO NOT** use this product if damaged.
  - ✓ Maintain product in good and clean condition for best and safest performance.
  - ✓ If the vehicle to be worked on is raised, ensure that it is adequately supported with axle stands or ramps and chocks.
  - ✓ Wear approved eye protection, protective gloves, safety footwear and protective clothing. A full range of personal safety equipment is available from your Sealey stockist.
  - ✖ **DO NOT** wear loose jewellery and tie back long hair.
  - ✓ Account for all tools and parts being used.
  - ✓ If working off the vehicle, secure the work piece in a vice or clamp it to a work bench.
  - ✖ **DO NOT** operate puller if you are tired or under the influence of alcohol, drugs or intoxicating medication.
- IMPORTANT:** Always refer to the vehicle manufacturer's service instructions, or a proprietary manual, to establish the current procedure and data. These instructions are provided as a guide only.

## 2. INTRODUCTION

Fully chromed carbon steel medium stroke slide hammer. 380mm Overall length with 0.85kg hammer. Bearing extractor collets with internal capacity from 11-32mm. Supplied in storage case.

## 3. SPECIFICATION

Model No:	AK714.V5
Nett Weight:	1.48kg
Collet Diameter	Ø11-13mm(7/16"-1/2"), 14-17mm(9/16"-11/16"), 16-25mm(5/8"-1"), 25-32mm(1"- 1-1/4")

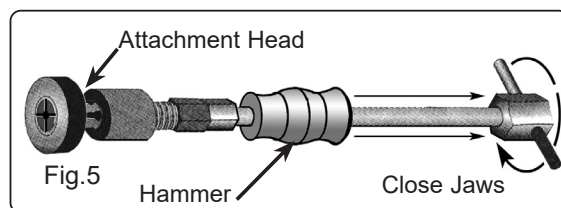
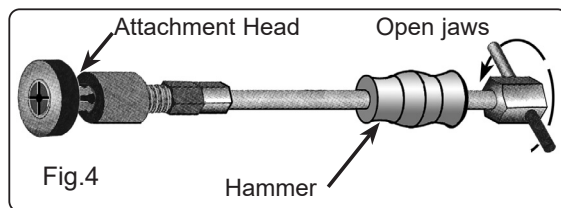
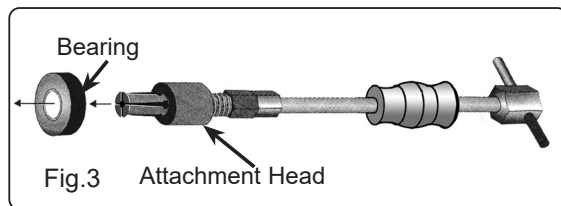
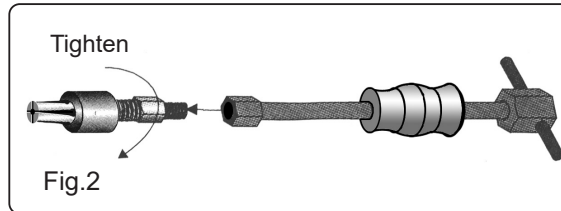
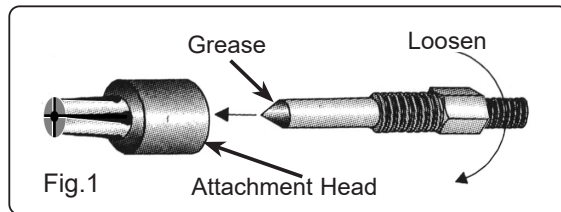
## 4. CONTENTS

Part No: AK714.V4-01	11mm - 13mm Attachment
Part No: AK714.V4-02	14mm - 17mm Attachment
Part No: AK714.V4-03	16mm - 25mm Attachment
Part No: AK714.V4-04	25mm - 32mm Attachment
Part No: AK714.V4-05	Slide hammer



## 5. OPERATION

- 5.1. Prior to use of the required attachment, disassemble and grease as shown in fig.1. Reassemble the attachment.
- 5.2. Screw the attachment into the shaft, as shown in fig.2. Tighten the attachment using a wrench. **NOTE: DO NOT** over tighten.
- 5.3. Ensure the attachment jaws are completely closed and insert the attachment into the inner diameter of the bearing, fig.3.
- 5.4. Turn the handle clockwise to open the attachment jaws to grip the bearing. See fig.4.
- 5.5. Hold the bearing puller as shown in fig.5, slide the hammer to the bearing end of the shaft and then forcefully pull the hammer to the other end of the shaft.
- 5.6. Ensure the bearing is being pulled out evenly, if not, remove the puller attachment and, using a soft faced mallet, tap the bearing until it is seated evenly.
- 5.7. Repeat paragraphs 5.5 and 5.6 until the bearing has been removed.
- 5.8. Turn the handle anticlockwise to close the jaws in order to release the bearing from the attachment head. See fig.5.



## 6. MAINTENANCE

- 6.1. After use, account for all components, clean with a lightly oiled cloth and return them to the carry case.



### ENVIRONMENT PROTECTION

Recycle unwanted materials instead of disposing of them as waste. All tools, accessories and packaging should be sorted, taken to a recycling centre and disposed of in a manner which is compatible with the environment. When the product becomes completely unserviceable and requires disposal, drain any fluids (if applicable) into approved containers and dispose of the product and fluids according to local regulations.



**Note:** It is our policy to continually improve products and as such we reserve the right to alter data, specifications and component parts without prior notice. Please note that other versions of this product are available. If you require documentation for alternative versions, please email or call our technical team on [technical@sealey.co.uk](mailto:technical@sealey.co.uk) or 01284 757505.

**Important:** No Liability is accepted for incorrect use of this product.

**Warranty:** Guarantee is 12 months from purchase date, proof of which is required for any claim.

Sealey Group, Kempson Way, Suffolk Business Park, Bury St Edmunds, Suffolk. IP32 7AR

01284 757500 sales@sealey.co.uk www.sealey.co.uk