




**Model No.
AK7061**

HEAVY DUTY STAPLE & NAIL GUN

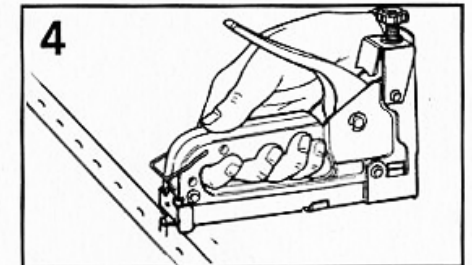

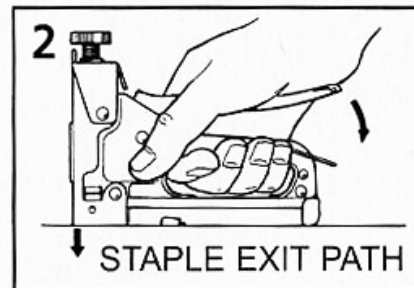
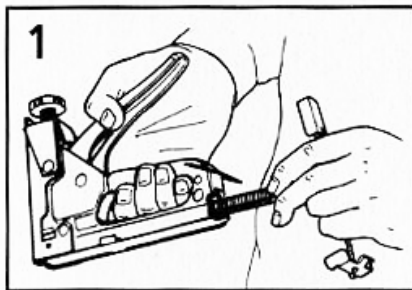
This tool is intended for trade and DIY use and is NOT suitable for use by children.

INSTRUCTIONS FOR USE

1. Hold the stapler in one hand and point away from your body. Push and unhook the staple feed bar. Insert new staples or nails. Replace staple feed bar and hook closed.
2. Ensure that the sole plate is in contact with the surface to be stapled and be aware of staple exit path. Apply pressure to the trigger until the gun fires.
3. Clearing blockages: Remove feed bar (see step 1). Squeeze tabs on sole plate then pull back and down. Clear blockage and reverse removal procedure.
4. Staple removal heel.

DANGER! 
**DO NOT POINT
A LOADED
STAPLE GUN AT
PEOPLE OR
ANIMALS.**

NOT SUITABLE FOR USE BY CHILDREN



DO NOT USE THIS STAPLER TO SECURE MAINS ELECTRICAL CABLE