

Trend Multiscribe

Trend obviously knows a good thing when they see it: when I first saw this piece of kit a couple of years back, it was being exhibited independently at a tool show. Now, however, it's part of the Trend stable, and no wonder – the Multiscribe really is a Jack of all trades, capable of doing backsets for hinges and such like, transferring depths of rebates, and marking circles.


For scribing jobs it really is great. The built-in level allows you to check

that your mark is on track when scribing both horizontally and vertically. Meanwhile, the two hole positions for the pencil allow you to scribe as close as 10mm or as far away as 257mm from an edge. For points in between, indicators along the edges of the blade are set at 5mm and $\frac{1}{4}$ in positions, though I'd really like to see a proper measuring scale with smaller increments and numerals on the blade.

That aside, it really is a very nice piece of kit, constructed to high standard from alloy and chromed steel. The body – which swings through 90° and interlocks for a good


right-angle function – also has a 45° bevel end so that you can also do layout work for mitres and square cuts, although the shoulders of the bevel aren't huge, so I wouldn't rely on it for high-end accuracy.

What I like most, apart from its versatility, is the ability to position it as a spot-on backset to


ensure that a scribed piece comes up perfectly both on the scribe and the opposing edge. This is great for fitting trims for door linings and suchlike, where a scribe is needed while also leaving a quirk line. Even if you don't need all of the Multiscribe's 15 functions, the ones you need for scribing it does very well. 



▲ Pic. 1 You can alter the setting so that the pencil is in the correct position for the amount you need to remove. This particular setting is to get a panel flush with the edge of a stud when scribed against a stone wall in the workshop



▲ Pic.2 Using the level to keep it on track, the Multiscribe is worked along the edge to be traced



▲ Pic.3 On a rough stone wall like this, the scribe needs to be well undercut to get the front face up tight


Good The Woodworking Verdict

Rating ★★★★★


Typical price: £35.00

Tel: 01923 212497

Web: www.trend-uk.com



▲ Pic.4 The result is a pretty acceptable fit in a fraction of the time of some methods



▲ Pic.5 The Multiscribe can be used for other things such as general marking out for hinges, for example