

# SPECIALIST WORKTOP JIGS

A range of popular specialist jigs designed to rout apertures in worktops, corner radii, hot rods grooves, belfast/butler sink apertures and drainer grooves with a variety of templates and accessories to complete the job quickly, accurately and to a high standard.

## APERTURE & RADIUS JIG

For routing apertures, recesses and radii in kitchen worktops to fit a range of sinks, hobs and to suit curved cabinets.

- Made from machined solid phenolic.
- Cuts both internal and external radius with the use of pins or engraved sight lines.
- 90° angle and straight slot to allow for a hob or sink aperture to be routed.

Straight slot for cuts up to 830mm long.



- Radius curves at 40mm, 60mm, 80mm, 100mm, 150mm and 250mm.
- External radii of 50mm, 100mm and 200mm.
- 45° end cut, plus 26mm and 35mm cabinet door hinge recess facility.

**AR/JIG** £106.09

Size: 1000 x 390 x 12mm, weight 4.6kg.



**COMPATIBILITY**  
www.trend-uk.com/compatibility



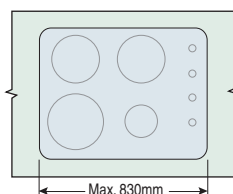
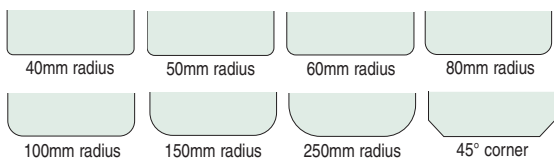
Hob



Radius corner



Cuts circular hinge holes  
26mmØ & 35mmØ



### INCLUDES:

4 x Pins



### REPLACEMENT PART:

1. Pins 10mmØ (4 pack) **KWJ/PIN/4** £7.37

**ACCESSORIES:** Product Ref. Price

2. TCT Router cutters

Professional **3/83DX1/2TC** £38.36

CraftPro **C153DX1/2TC** £28.58

3. Guide bush 30mm **GB30/A** £9.80

4. F-clamps (2 required) **FC/200** £16.03



All prices are exclusive of VAT

Router, cutters, rods & clamps not included.