

CONTRACTOR TWO PART SKELETON HINGE JIG



Made from aluminium extrusion for strength and light weight for easy transport. To recess hinges in wooden doors and frames. Clean and accurate recesses are achieved every time with minimal set-up time, both on-site and in joinery shops.

- Fully adjustable quick release aperture blocks.
- Adjustable edge guides with three preset hinge widths.
- Suitable for timber based doors and square butt hinges. No need for marking out in conventional way.
- Use with a light duty router with 1/4" collet and long reach router cutter 12mm dia. x 70mm overall length.
- Jig thickness allows it to be used on frames with a maximum 25mm thick fixed stop fitted.
- Can be used to fit new door in an old frame. Ideal for renovation work.

H/JIG/C (two piece) £244.52

FEATURES:

- With fully adjustable quick release apertures.
- Fully adjustable hinge recesses.
- Can be used on max. 25mm thick fixed stops.
- Also suitable for fire doors.
- Adjustable stops plus three preset stop positions for 20mm, 25mm & 30mm hinge leaf.



Adjustable stops plus three preset stop positions for 20mm, 25mm & 30mm hinge leaf.



Large pivot plate



COMPATIBILITY
www.trend-uk.com/compatibility



2mm guide bush offset built in making hinge length setting easier.

INCLUDES:

- 3 x Aperture block assemblies
- 4 x Bradawls (short blade)
- 1 x 16mmØ guide bush
- 1 x Fabric storage case



SPECIFICATION:

Weight 2.9kg

Hinge sizes possible

| | |
|-------------|---------------|
| Length min. | 2-5/8" (67mm) |
| Length max. | 5" (127mm) |
| Width min. | 1/2" (12.7mm) |
| Width max. | 1-3/8" (35mm) |

Door sizes possible

| | |
|----------------|------------------|
| Height min. | 6' 5" (1956mm) |
| Height max. | 6' 10" (2100mm)* |
| Thickness min. | 5/8" (16mm) |
| Thickness max. | 2" (51mm) |

* Please note for doors over 2040mm the bottom hinge will be higher than 9" up.

POPULAR DOOR HANGING PRODUCTS

To make door hanging efficient and productive on-site and in joinery shops.

DOOR LIFTERS

See page 170 for full details.



Product Ref.

D/LIFT/A
D/LIFT/B

LOCK JIGS

See pages 166-168 for full details on our Lock Jigs.



Product Ref.

LOCK/JIG
LOCK/JIG/A
LOCK/JIG/B

CLAMP GUIDES

See page 210 for full range of sizes.



Product Ref.

VJS/CG/36 etc.



HOW IT WORKS:

Setting the length using hinge as a pattern.



Setting the width



Setting the depth



Routing hinge recesses



Fitting the door

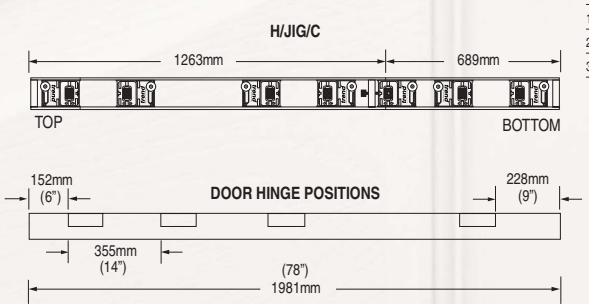


Two part aluminium extrusion body.



Quick release sliding blocks make jig ideal for fire doors & for use with existing door frames.

TECHNICAL DIAGRAM:



REPLACEMENT PARTS:

| | Product Ref. | Price |
|-----------------------|------------------|--------|
| 1. Special guide bush | GB160 | £10.90 |
| 2. Bradawl | WP-HJ/09B | £4.96 |
| 3. Fabric carry case | CASE/HJ/C | £20.34 |



OPTIONAL ACCESSORIES:

| | Product Ref. | Price |
|--------------------------------------|--------------------|--------|
| Universal sub-base | UNIBASE | £18.77 |
| Professional 12mmØ long reach cutter | 3/8LX1/4TC | £27.73 |
| Trade 12mmØ long reach cutter | TR12X1/4TC | £24.83 |
| CraftPro 12mmØ long reach cutter | C019AX1/4TC | £18.53 |
| T4 guide bush 16mmØ x 10mm | GB/T4/160 | £10.90 |



Certain makes & models of router including the T4 will require a Unibase to accept the guide bushes. The T4 alternatively can use Ref. GB/T4/160 guide bush.

Patent No. GB2490139

DRILL BIT GUIDE

See page 232 for full details.




Product Ref.
SNAP/DBG/7 (2.75mmØ drill)
SNAP/DBG/9 (3.5mmØ drill)



CORNER CHISEL


See page 165 for full details.



Product Ref.
C/CHISEL


DOOR STAND

See page 170 for full details.



Product Ref.
D/STAND/A

CONTRACTOR HINGE JIG



Contractor hinge jig with adjustable apertures to recess hinges in wooden doors and frames. Constructed from aluminium extrusion, it is easy to use with minimal setting-up time, completing the job both accurately and quickly. Single piece and two piece available.

- Use on-site and in joinery shops to increase productivity with excellent results.
- Four apertures for fire door requirements.
- No need for marking out in the conventional way.
- Quick and simple to set-up as the hinge is used as the pattern.
- Clean and accurate recesses are achieved every time.
- Suitable for timber based doors and square butt hinges.
- Use with a light duty router with 1/4" collet.
- Long reach router cutter required, 12mm diameter with 70mm overall length.
- Angled position slots to prevent edge guide creep.
- Jig thickness allows it to be used on frames with a maximum 25mm thick fixed stop fitted.

HINGE/JIG (single piece) £240.96
H/JIG/A (two piece) £244.52



HOW IT WORKS:

Setting the length using hinge as a pattern.



Setting the width



Setting the depth



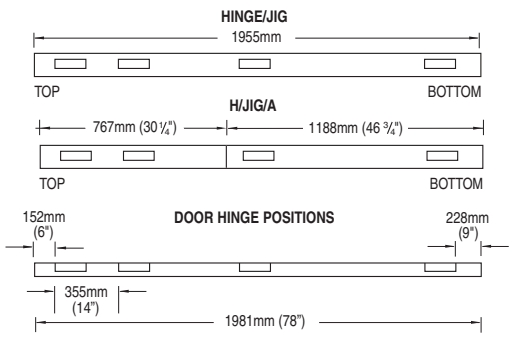
Routing hinge recesses



Fitting the door



TECHNICAL DIAGRAM:



FEATURES:

- With adjustable apertures.
- Fully adjustable bottom hinge recess.
- Can be used on max. 25mm thick fixed stops.
- Also suitable for fire doors.



COMPATIBILITY
www.trend-uk.com/compatibility

INCLUDES:

- 4 x Apertures
- 2 x Bradawls with spacer
- 1 x 16mm guide bush
- 1 x T-handle hex key
- 1 x 4mm spacing gauge
- 1 x Plastic storage tube with HINGE/JIG
- 1 x Fabric storage case with H/JIG/A


SPECIFICATION:

| Hinge sizes possible | |
|----------------------|------------------|
| Length min. | 2-5/8" (67mm) |
| Length max. | 5" (127mm) |
| Width min. | 3/8" (9.5mm) |
| Width max. | 1-3/8" (35mm) |
| Door sizes possible | |
| Height min. | 6' 5" (1955mm) |
| Height max. | 6' 10" (2100mm)* |
| Thickness min. | 5/8" (16mm) |
| Thickness max. | 2" (51mm) |

* Please note for doors over 2040mm the bottom hinge will be higher than 9" up.

REPLACEMENT PARTS:

| | Product Ref. | Price |
|--|--------------|--------|
| 1. Special guide bush (dia. 16mm x 10mm) | GB160 | £10.90 |
| 2. Bradawl (requires spacer) | WP-HJ/09 | £5.01 |
| 3. Nylon spacer for bradawl (1 off) | WP-HJ/08 | £1.69 |
| 4. 4mm feeler gauge (1 off) | WP-HJ/10 | £2.90 |
| 5. Aperture block (1 off) | WP-HJ/02 | £6.66 |
| 6. T-handle hex key (1 off) | WP-AKT/01 | £5.82 |
| 7. Plastic storage tube (for HINGE/JIG) | CASE/HJ | £17.81 |
| 8. Fabric carry case (for H/JIG/A) | CASE/HJ/A | £20.34 |




ROUTING TIP

RADIUSED HINGES
 For 10mm radius hinge solutions, use Trade router cutter Ref. TR20DX1/4TC & guide bush Ref. GB240.





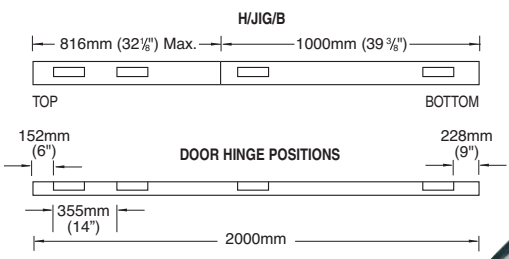
TRADE HINGE JIG



Trade two piece hinge jig with adjustable apertures to recess hinges in doors and frames with a portable router. Constructed from 12mm phenolic plastic material.

- Two part jig with adjustable apertures for different hinge lengths.
- Quick and easy to set-up as the hinge is used as the pattern.
- Clean and accurate recesses are achieved every time.
- Hard wearing 12mm thick phenolic plastic.
- One setting for door and frame. No need to adjust for repeated doors.
- Suitable for internal timber based doors and frames, with separate stops or maximum 11mm stop.
- Requires a 1/4" collet portable plunge router.
- Includes hex key, guide bush, bradawls and carry case.

H/JIG/B (two piece) £204.66



FEATURES:

- With adjustable apertures.
- For separate or 11mm thick fixed stops.
- Also suitable for fire doors and frames with separate stops.



CORNER CHISEL

For squaring hinge & lock face-plate recesses.

- High Speed Steel anvil for long life.
- Locates in the rounded corner of the routed recess.
- One square blow with a hammer to square corners.
- Can be used with Trend Hinge Jig & Lock Jigs.

C/CHISEL £14.42



INCLUDES:

- 1 x T-handle hex key
- 3 x Bradawls with spacers
- 1 x 16mm guided bush
- 1 x Fabric carry case



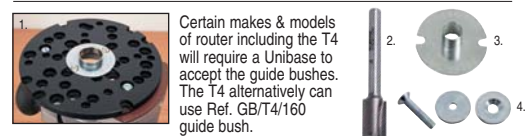
SPECIFICATION:

| | |
|-----------------------------|------------------|
| Hinge sizes possible | |
| Length min. | 2" (50mm) |
| Length max. | 5" (127mm) |
| Width min. | 3/8" (9.5mm) |
| Width max. | 1-3/8" (35mm) |
| Door sizes possible | |
| Height min. | 6' 5" (1955mm) |
| Height max. | 6' 10" (2100mm)* |
| Thickness min. | 5/8" (16mm) |
| Thickness max. | 2" (51mm) |

* Please note for doors over 2000mm the bottom hinge will be higher than 9" up.

OPTIONAL ACCESSORIES:

| | Product Ref. | Price |
|--|--------------------|--------|
| 1. Universal sub-base | UNIBASE | £18.77 |
| 2. Professional 12mmØ long reach cutter | 3/8LX1/4TC | £27.73 |
| Trade 12mmØ long reach cutter | TR12X1/4TC | £24.83 |
| CraftPro 12mmØ long reach cutter | C019AX1/4TC | £18.53 |
| 3. T4 guide bush 16mmØ x 10mm | GB/T4/160 | £10.90 |
| 4. Low profile architrave bush kit | HJ/1 | £11.51 |
| Pair of 3mm thick bushes so jig can be used where architrave is fitted 4mm back from lining. | | |



Certain makes & models of router including the T4 will require a Unibase to accept the guide bushes. The T4 alternatively can use Ref. GB/T4/160 guide bush.

ROUTER CUTTERS

Shank mounted leading edge, to stop door jamb. See pages 84 & 90 for full details.

Product Refs.

- TR38**
- TR39**
- TR39A**
- C214**

