

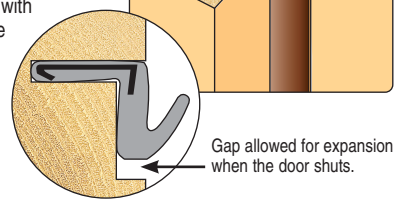
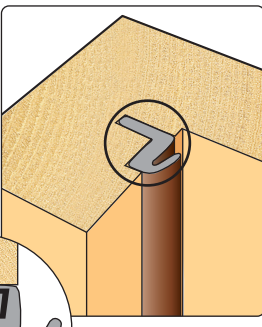
WEATHERSEAL RECESSING & SEALS



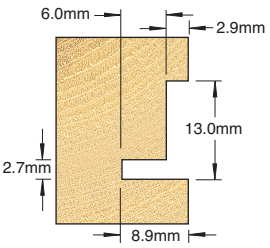
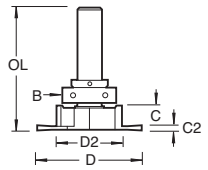
TCT
TUNGSTEN
CARBIDE
TIPPED

BEARING GUIDED AQUAMAC 21 & AQUATEX A10 STYLE RECESSER

Ref. 334 and 34/56 recessing cutters will accommodate the Schlegel® Aquamac 21 and Exitex® Aquatex A10 seal. These cutters are designed for use with the seal in a wiping mode and come complete with a guide bearing to reduce setting-up time and simplify machining operations. Ref. 34/56 can be used in a smaller medium duty router.



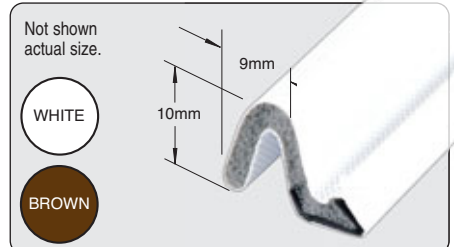
Ref. 334



C	C2	D	D2	B	OL	Product Ref.	Shank Diameter
mm	mm	mm	mm	mm	mm		8mm 1/2"
9.3	2.7	33.8	21.8	16.0	70.0	34/56	£74.53
▲ 10.3	2.7	46.3	34.3	28.6	90.0	334	£95.43

AQUA 21 & A10 STYLE STRIP

Strip is fitted into the frame rebate (head and jambs) as three cut pieces forming a compression or wiping seal. The seal is butt joined at the corners. To seal the door bottom, weather bar is mounted into the threshold section. It is important that the seal does not abut the weather bar but runs to the threshold section in front (weatherside) of it, to maximise water permeability resistance. See page 196 for prices.

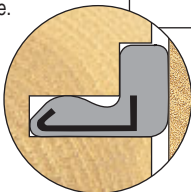
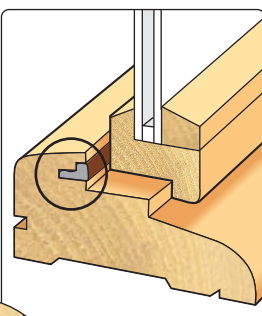


WHITE
BROWN

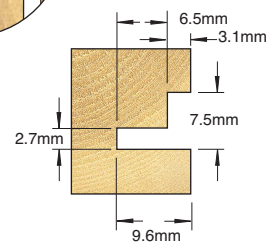
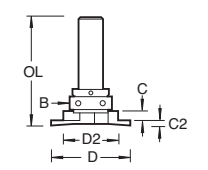
Colour	Approximate Length	Product Ref.
White	10 metres	AQ21/W/10
White	25 metres	AQ21/W/25
Brown	10 metres	AQ21/B/10
Brown	25 metres	AQ21/B/25

BEARING GUIDED AQUAMAC 63 & AQUATEX P6 STYLE RECESSER

Ref. 331 and 34/55 are designed to accommodate the popular Schlegel® Aquamac 63 and Exitex® Aquatex P6 weather strip system and allows for a particularly small gap between sash and frame. The slot can be positioned part way down the side of the rebate or at the bottom of the rebate. Tools come complete with a guide bearing to reduce setting-up time. Ref. 34/55 can be used in a smaller medium duty router.



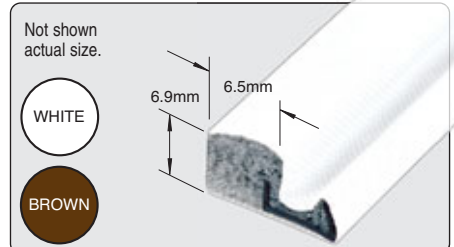
Ref. 331



C	C2	D	D2	B	OL	Product Ref.	Shank Diameter
mm	mm	mm	mm	mm	mm		8mm 1/2"
4.8	2.7	35.2	22.2	16.0	70.0	34/55	£68.79
4.8	2.7	41.3	28.3	22.0	67.0	331	£95.43

AQUA 63 & P6 STYLE STRIP

Strip is fitted into the frame aperture using four cut lengths. It is important to create tight butt or notched joints to ensure high levels of window performance. Joints can be enhanced by the application of a small amount of silicone mastic. When fitted, it is necessary to notch the seal end. See page 196 for prices.



WHITE
BROWN

Colour	Approximate Length	Product Ref.
White	10 metres	AQ63/W/10
White	25 metres	AQ63/W/25
Brown	10 metres	AQ63/B/10
Brown	25 metres	AQ63/B/25

HAND MITRE SHEARS

For perfect snipping & mitre cuts of weatherseal, mouldings & beading. See page 198 for full details.

Product Ref.
HM/SHEAR
HM/SHEAR/A

