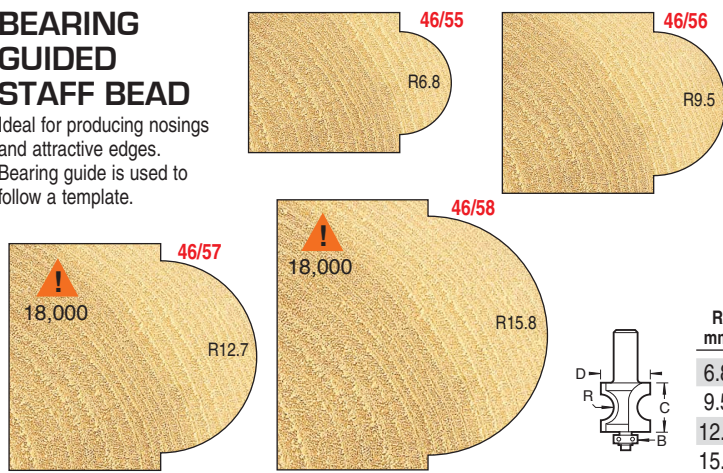
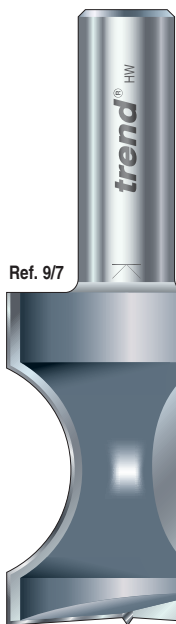


## BEARING GUIDED STAFF BEAD

Ideal for producing nosings and attractive edges. Bearing guide is used to follow a template.

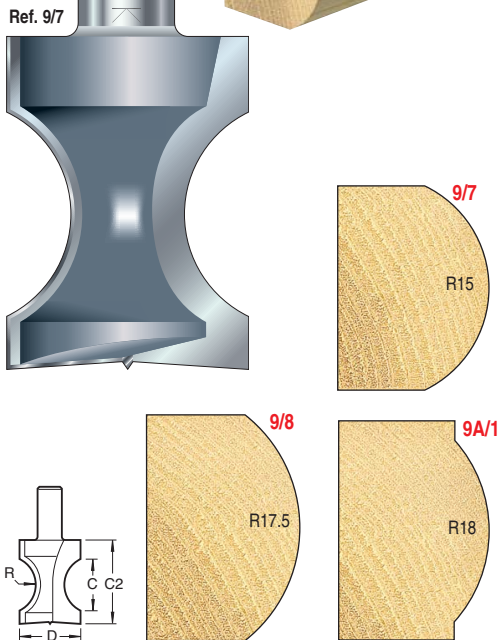


R mm	D mm	C mm	B mm	Product Ref.	Shank Dia. 1/2"
6.8	26.1	25.4	12.7	46/55	£67.45
9.5	35.2	35.0	16.0	46/56	£72.53
12.7	44.8	41.0	19.0	46/57	£83.92
15.8	50.8	52.0	19.0	46/58	£108.74

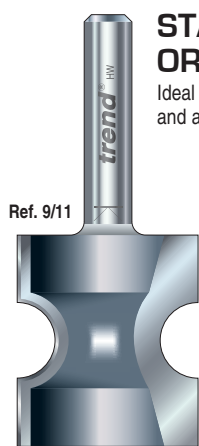


## HAND HOLE/ STAFF BEAD

With plunge cut these cutters can be used to cut and mould hand holes in stool seats.

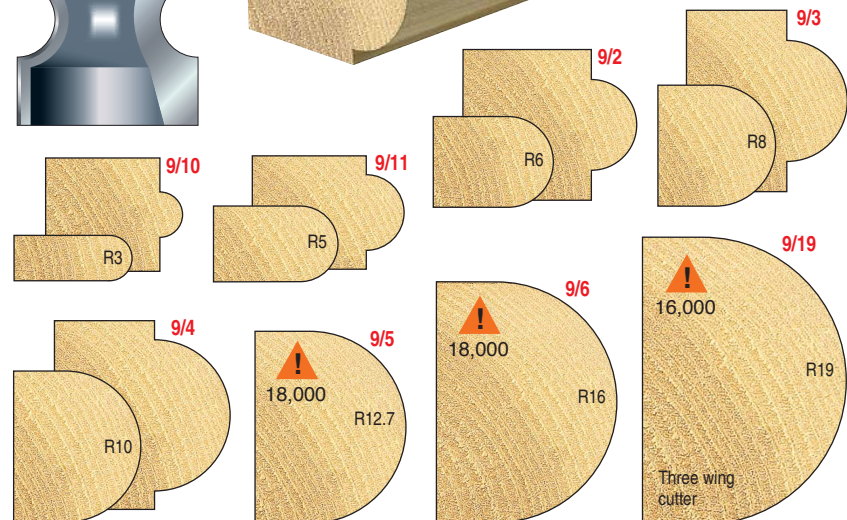


R mm	D mm	C mm	C2 mm	Product Ref.	Shank Diameter		
					1/4"	12mm	1/2"
15.0	32.0	25.0	45.0	9/7	-	-	£108.13
17.5	32.0	28.0	48.0	9/8	-	-	£100.51
18.0	20.0	22.0	35.0	9A/1	£70.00	£70.00+	£70.00



## STAFF BEAD OR NOSING


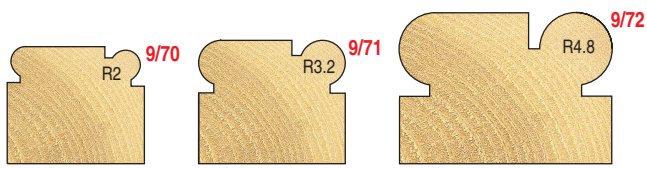
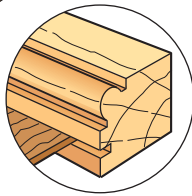
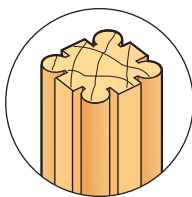
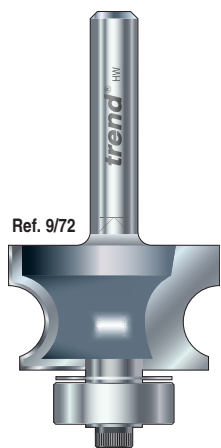
Ideal for producing nosings and attractive edge moulds.



R mm	D mm	C mm	C2 mm	Product Ref.	Shank Dia.	
					1/4"	1/2"
3.0	19.0	6.0	22.0	9/10	£61.03	-
5.0	24.0	10.0	28.0	9/11	£62.98	-
6.0	25.0	12.0	26.0	9/2	£57.87	£68.67
8.0	27.0	16.0	30.0	9/3	-	£75.09
10.0	33.0	20.0	35.0	9/4	-	£78.23
12.7	42.9	25.4	40.0	9/5	-	£77.02
16.0	50.8	32.0	51.0	9/6	-	£97.36
19.0	60.2	38.0	50.8	9/19	-	£133.89

### BEARING GUIDED CORNER BEAD

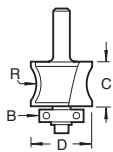
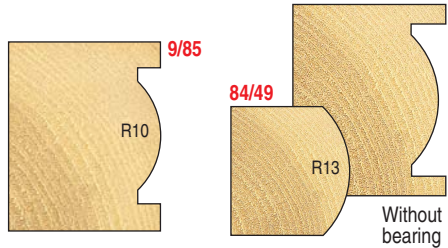
By making a second pass at 90° a full corner bead can be cut.



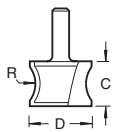
R mm	R inch	D mm	D2 mm	B mm	Product Ref.	Shank Diameter
2.0	5/64	23.0	20.0	16.0	9/70	1/4" £52.78
3.2	1/8	22.0	18.9	12.7	9/71	8mm £52.78
4.8	3/16	28.0	25.7	16.0	9/72	1/2" £64.90
7.0	-	31.9	28.6	16.0	9/73	1/4" £71.93
9.5	3/8	38.1	34.7	16.0	9/74	8mm £76.27

### SUNK BEAD

This quarter radius can produce a sunk bead or a nosing mould. The bearing eases setting up & enables curved edges to be profiled. Ref. 84/49 requires a side-fence for guidance.



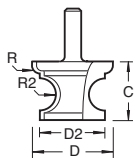
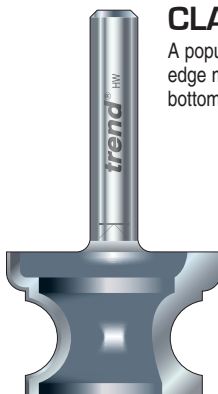
BEARING GUIDED				Product Ref.	Shank Diameter
R mm	D mm	C mm	B mm	9/85	1/4" £71.93
10.0	22.0	16.0	16.0		



WITHOUT BEARING				Product Ref.	Shank Diameter
R mm	D mm	C mm		84/49	1/2" £70.00
13.0	25.0	20.00			

### CLASSIC STAFF BEAD


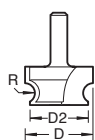

A popular edge finish for furniture. For edge moulding applications only. No bottom cut or bottom clearance.



R mm	R2 mm	D mm	D2 mm	C mm	Product Ref.	Shank Diameter
2.5	5.0	28.4	22.4	19.0	9/50	1/4" £79.55

### CORNER BEAD

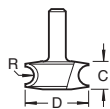

By making a second pass at 90° a full corner bead can be cut. Requires a side-fence for guidance.



R mm	R inch	D mm	D2 mm	C mm	Product Ref.	Shank Diameter
7.0	-	30.0	25.0	23.0	9/60	1/2" £77.02

### SUNK BEAD

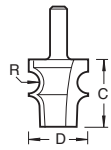
Gives a narrow appearance to a board edge. Requires a side-fence for guidance.



R mm	D mm	C mm	Product Ref.	Shank Diameter
3.0	22.0	10.0	84/09	1/4" £57.28

### TAPER REED MOULD

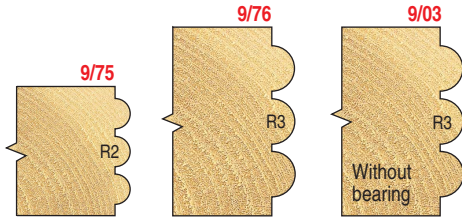
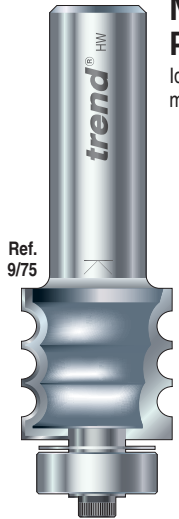
Ideal for tapered chair legs. Edge moulding applications only.



R mm	D mm	C mm	Product Ref.	Shank Dia. 1/4"
4.0	22.0	25.0	84/06	£69.39

### MULTI-BEAD/ REED

Ideal for shelves. Edge moulding applications only.



Ref. 9/75

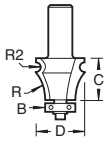
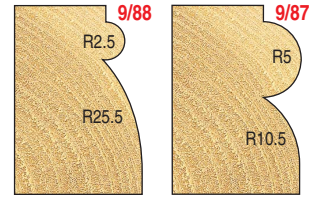
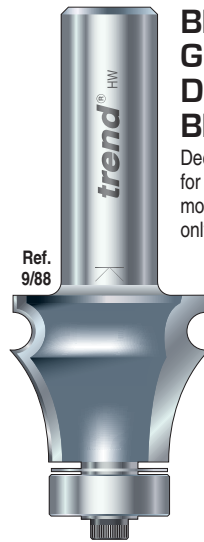
BEARING GUIDED						Shank Dia. 1/4"
R mm	D mm	C mm	B mm	Product Ref.	Price	Shank Dia. 1/2"
2.0	20.0	20.0	16.0	9/75	£70.00	£70.00
3.0	22.0	25.0	16.0	9/76	£67.45+	£67.45

WITHOUT BEARING						Shank Dia. 1/2"
R mm	D mm	C mm	Product Ref.	Price	Shank Dia. 1/4"	
3.0	22.0	25.0	9/03	£65.52	£65.52	

Attractive edge to a shelf.

### BEARING GUIDED DECORATIVE BEAD

Decorative edge mould for shelves. Edge moulding applications only.

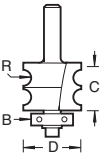
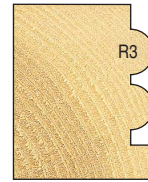
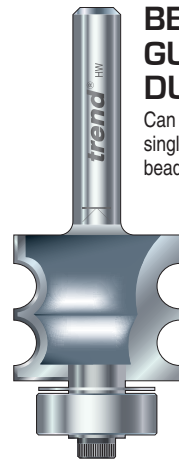


Ref. 9/88

R mm	R2 mm	D mm	C mm	B mm	Product Ref.	Shank Dia. 1/2"
25.5	2.5	25.4	22.0	16.0	9/88	£67.45
10.5	5.0	25.4	22.0	16.0	9/87	£67.45

### BEARING GUIDED DUAL BEAD

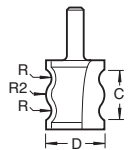
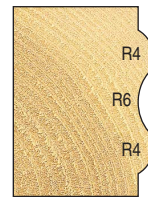
Can be used to make single, double or corner beads.



R mm	D mm	C mm	B mm	Product Ref.	Shank Dia. 1/4"
3.0	22.0	19.0	16.0	9/80	£70.00

### REED EDGE

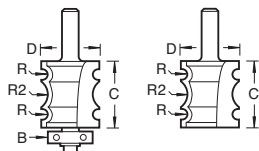
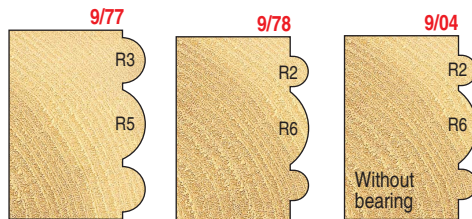
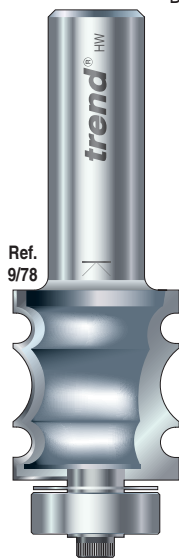
A softer reed effect from this ripple mould cutter.



R mm	R2 mm	D mm	C mm	Product Ref.	Shank Dia. 1/4"
4.0	6.0	22.0	19.0	84/02	£72.00

### REED EDGE MOULD

Decorative edge moulds for shelf edges.



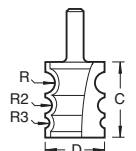
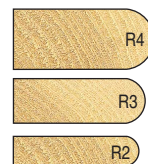

Ref. 9/78

BEARING GUIDED							Shank Dia. 1/2"
R mm	R2 mm	D mm	C mm	B mm	Product Ref.	Price	
3.0	5.0	25.0	25.0	19.0	9/77	£60.43	
2.0	6.0	24.0	25.0	19.0	9/78	£76.27	

WITHOUT BEARING							Shank Dia. 1/2"
R mm	R2 mm	D mm	C mm	Product Ref.	Price	Shank Dia. 1/4"	
2.0	6.0	19.1	25.0	9/04	£66.12	£66.12	

### REED EDGE MOULD

Multi-radius to allow half round moulds on various thicknesses of material.

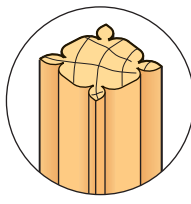

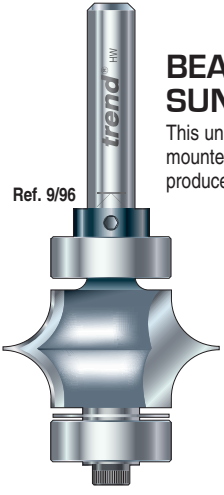


R mm	R2 mm	R3 mm	D mm	C mm	Product Ref.	Shank Dia. 1/4"
4.0	3.0	2.0	22.3	28.0	9/0	£88.40

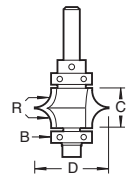
### BEARING GUIDED SUNK BEAD

This unique range of cutters with bearings mounted on shanks and base of cutters, produce attractive corner finishes.

Ref. 9/96



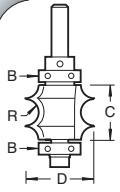

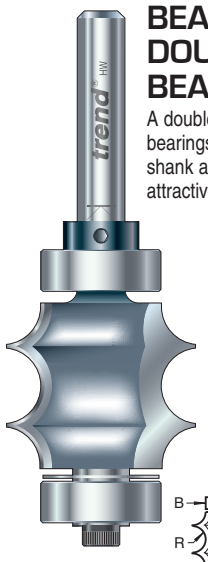
Occasional table leg moulds.



R mm	D mm	C mm	B mm	Product Ref.	Shank Dia. 1/4"
4.8	25.4	12.7	16.0	9/95	£59.82
6.3	28.6	15.8	16.0	9/96	£62.37
9.5	34.5	22.0	16.0	9/97	£63.58

### BEARING GUIDED DOUBLE SUNK BEAD

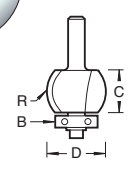
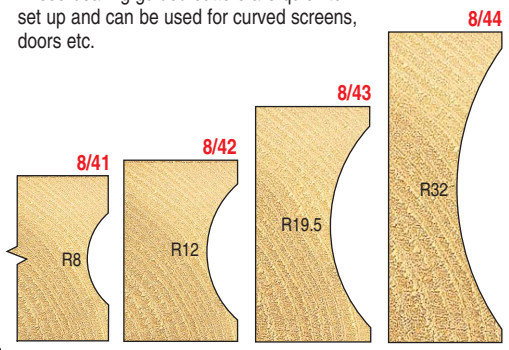
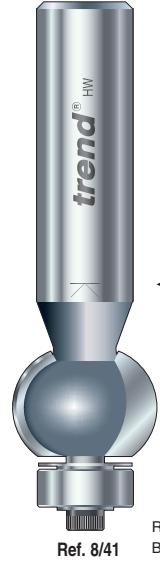
A double sunk bead with bearings fitted onto both shank and cutter. Will create attractive corner mouldings.



R mm	D mm	C mm	B mm	Product Ref.	Shank Dia. 1/4"
5.0	25.0	22.0	16.0	9/98	£75.09

### CONCAVE SUNK BEAD

These bearing guided cutters are quick to set up and can be used for curved screens, doors etc.

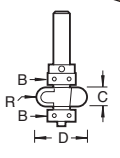
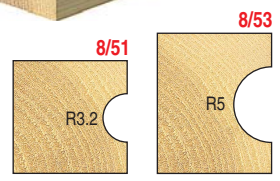
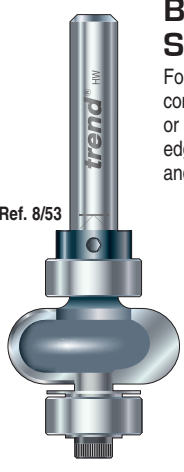


R mm	D mm	C mm	B mm	Product Ref.	Shank Dia. 1/2"
8.0	19.1	12.7	12.7	8/41	£31.24
12.0	22.2	19.1	12.7	8/42	£52.19
19.5	22.0	25.4	12.7	8/43	£58.50
32.0	25.4	38.1	12.7	8/44	£69.39

### BEARING GUIDED SUNK BEAD

For creating a concave radius or cove on the edge of furniture and columns.

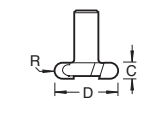
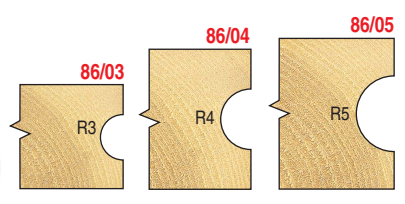
Ref. 8/53



R mm	D mm	C mm	B mm	Product Ref.	Shank Dia. 1/4"
3.2	19.1	6.4	12.7	8/51	£52.78
5.0	22.7	10.0	12.7	8/53	£55.94

### RADIUS SUNK BEAD

Concave beads or radiused bottomed grooves are useful for making drip grooves.

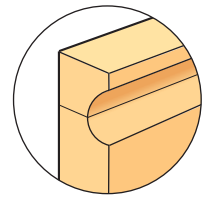
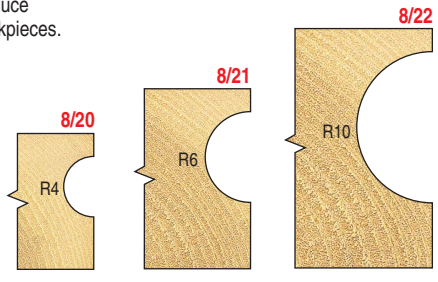
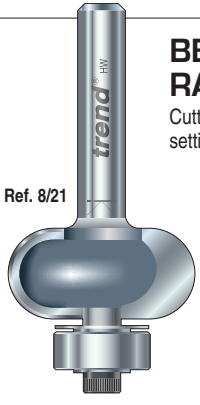


R mm	D mm	C mm	Product Ref.	Shank Dia. 1/2"
3.0	30.0	6.0	86/03	£64.90
4.0	30.0	8.0	86/04	£67.45
5.0	30.0	10.0	86/05	£73.15

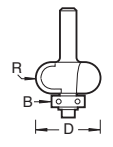
### BEARING GUIDED RADIUS SUNK BEAD

Cutters with guide bearing reduce setting up time for curved workpieces.

Ref. 8/21



Can be used to hide joint lines.



R mm	D mm	B mm	Product Ref.	Shank Dia. 1/4"	Shank Dia. 1/2"
4.0	20.7	12.7	8/20	£57.28	-
6.0	24.7	12.7	8/21	£62.98	-
10.0	32.7	12.7	8/22	-	£83.31