





ALTERNATIVE PROFILE STYLES

PROFILE 1:1


A Ovolo




B Lambs Tongue



C 9° Splay



D 20° Splay




E 9° Full Splay



F Square Shoulders

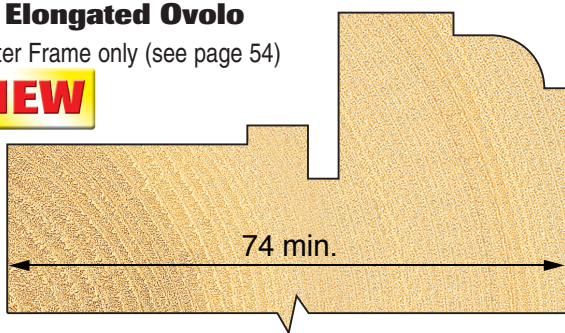
NEW



G Elongated Ovolo

Outer Frame only (see page 54)

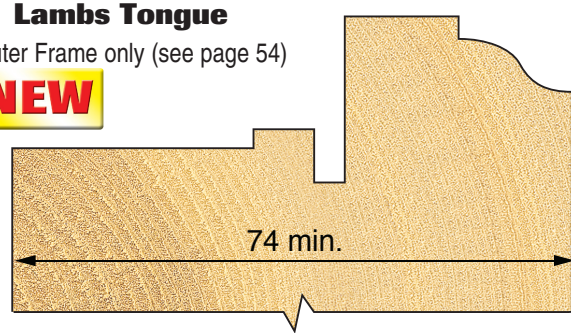
NEW



H Lambs Tongue

Outer Frame only (see page 54)

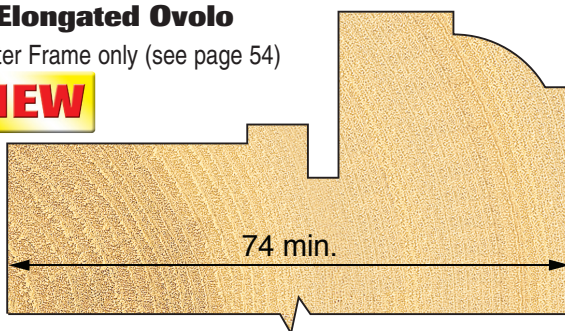
NEW



J Elongated Ovolo

Outer Frame only (see page 54)

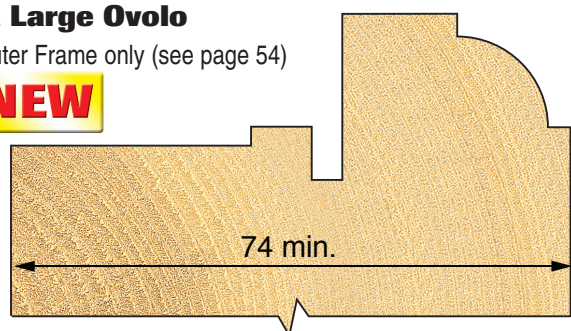
NEW



K Large Ovolo

Outer Frame only (see page 54)

NEW









ALTERNATIVE PROFILE STYLES continued

NEW

Optional Profile Styles	Ovolo A	Lambs Tongue B	9° Splay C	20° Splay D	9° Full Splay E	Square Shoulders F
Window System						
HP High Performance Window System	✓ 20 25 28 36	✓ 99 100 101 102	✗	✓ 57 58 59 60	✗	✓ 90 91
HP High Performance 20° Splay	✓ 20 25 28 36	✓ 99 100 101 102	✗	✓ 57 58 59 60	✗	✓ 90 91
HP High Performance Trad Flush Ovolo	✓ 20 25 28	✓ 99 101 102	✗	✓ 57 58 60	✗	✓ 90 91
EJ EJMA Style 9° Splay	✗	✗	✓ 4 10 14	✗	✗	✗
SP Storm Proof Ovolo Casement	✓ 20 25 36	✓ 99 100 101	✗	✓ 57 58 59	✗	✓ 90 91
SB Sliding Box Sash Ovolo	✓ 20 25	✓ 99 101	✓ 4 10	✓ 57 58	✓ 4 10	✓ 91
TF Traditional Flush Ovolo	✓ 20 25	✓ 99 101	✗	✓ 57 58	✗	✓ 90 91
FS Full Splay 9°	✗	✗	✗	✗	✓ 4 10 14 54 82	✗
DT Door Tooling Ovolo	✓ 20 56	✓ 93 99	✗	✗	✗	✓ 92
DF Door Frame Tooling Large Ovolo	✗	✗	✗	✗	✗	✗

	NEW	NEW	NEW	NEW
	Elongated Ovolo G	Lambs Tongue H	Elongated Ovolo J	Large Ovolo K
				
	✓ 95 96 112	✓ 106 107 108	✓ 104 105 113	✓ 109 110 111
	✓ 95 96 112	✓ 106 107 108	✓ 104 105 113	✓ 109 110 111
	✓ 95 96 112	✓ 106 107 108	✓ 104 105 113	✓ 109 110 111
	X	X	X	X
	✓ 95 96	✓ 106 107	✓ 104 105	✓ 109 110
	X	X	X	X
	✓ 95 96	✓ 106 107	✓ 104 105	✓ 109 110
	X	X	X	X
	X	X	X	X
	✓ 95 96	✓ 106 107	✓ 104 105	✓ 109 110



Alternative Profile Styles

Alternative profile styles can be achieved by purchasing additional tools and swapping them for the standard profile in most systems. Many of the styles have tools in common when one or more styles are purchased in combination. Therefore please check if you already have the tools required before purchasing them.

Key:

- ✓ Already supplied in standard window system.
- ✓ Additional profile tools required as indicated.
- X Not possible.
- XX Can only be used on outer frame
- XX Additional tool to produce larger sill and/or head section on the outer frame. See page 54.

* Other profiles can be used on the Door Frame. Please ask for details.