


DIGITAL LEVEL BOX

Find the angle on
a surface quickly &
accurately. Ideal for
table or mitre saws.

trend[®]
routing technology

- Accuracy of $\pm 0.2^\circ$ for all angles.
- Angle sensor technology.
- Zero button to determine the angle change from initial measurement.
- Absolute level sensor.
- Large backlight for easy reading of angle.



**Magnetic
Base**

- Automatic digital inversion.
- Large LCD display.
- Magnetic base for hands free use.
- Battery included.

Product Ref.
DLB

DIGITAL LEVEL BOX REF. DLB

Thank you for purchasing this Trend product which should give lasting performance if used in accordance with these instructions.



Denotes risk of personal injury, loss of life or damage to the tool in case of nonobservance of the instructions.

INTENDED USE

This accessory is intended to be used to find angles.

SAFETY

Read and understand the instruction sheet carefully before using. This is a sensitive precision tool. Do not disassemble or drop it. Please note the magnets in the base. Store out of reach of children. Do not use as a toy or as a weapon.

PLEASE KEEP THESE INSTRUCTIONS IN A SAFE PLACE.

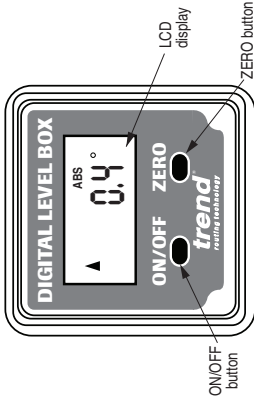
Users must be competent in using woodworking equipment before using our products. Consider working environment before using tools. Ensure working position is comfortable and component is clamped securely. Please keep children and visitors away from tools and work area. All tools have residual risk so must therefore be handled with caution.



CE DECLARATION OF CONFORMITY

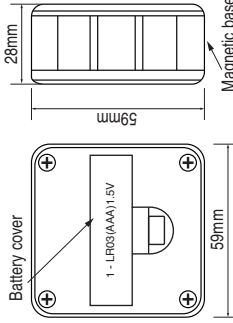
This product conforms with EMC Directive 2004/108/EC (until 19.04.2016) and 2014/30/EU (from 20.04.2016).

DESCRIPTION OF PARTS



LCD Screen Icons:

- ABS Indicates that the level is working in relative angle mode.
- 1- Indicates that the digital level is calibrating for one direction.
- 2- Indicates that the digital level is calibrating for another direction.
- Error Error warning.



OPERATION ON/OFF Button:

- Push the ON/OFF button once to turn the unit on. The LCD backlight will turn on and the LCD angle display will show in ABS absolute mode.
- After approximately 10 seconds of no movement to the unit, the backlight will turn off. To turn the backlight on, push the ON/OFF button once or simply move the unit.
- After approximately 5 minutes of no movement or button push, the unit will shut off. To restart the unit push the on/off button once.
- To turn off the unit, hold the ON/OFF button in for 3 seconds.

ZERO Button:

- With the unit on, push the ZERO button to set the display to zero and to enter the relative measurement mode.
- In relative measurement mode, the ABS symbol on the LCD will disappear.
- Relative measurement mode allows the operator to measure the difference between two objects. The absolute mode measures the angle between a flat surface and the first object.
- To return to ABS absolute measurement mode, press the ON/OFF button once.

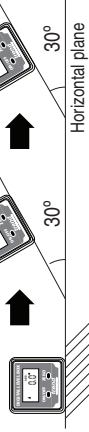
1. ABS mode



2. ABS mode



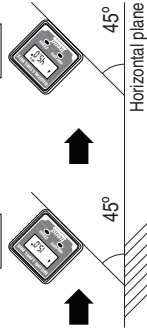
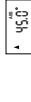
3. Relative measuring mode



4. Relative measuring mode



5. ABS mode



Calibration

The digital level has been precalibrated at the factory. The product should only be recalibrated if it has been dropped.

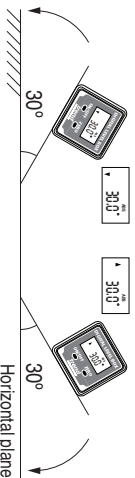
- Place the digital level on a flat and smooth surface, press button ON/OFF and button ZERO at the same time, the calibration mode is activated and "-1-" will be displayed.
- Press button ON/OFF again, "-1-" will flash briefly. Do not move until "-2-" display.
- Rotate digital level 180° in the same location and press button ON/OFF, "-1-" will flash briefly. Do not move until the unit has completed the calibration and reset the display to the current level.



Displays the angle between the calibration plane and water level.

√/Icon Function

Symbol √/A showing how to adjust the surface to be levelled.



Battery Fitting and Replacement ⚠

- Make sure the digital level box is turned off!
- To fit or to replace the battery, remove the battery compartment cover.
- Remove the old battery. Insert a new AAA battery following the polarity indications (+/-).

IMPORTANT! Always remove the battery before storing the instrument.

Battery Care ⚠

WARNING! Check for correct polarity (+/-). **KEEP OUT OF REACH OF CHILDREN.** Do not swallow. If swallowed, seek medical advice at once. Do not disassemble, recharge or dispose of in fire. Do not mix used and new batteries; different brands or types; may explode, leak and cause damage. Remove the battery before storing the instrument, store separately to avoid short circuit. Remove exhausted and expired batteries promptly.

TROUBLESHOOTING ⚠

Problem	Possible Cause	Solution
No display or fuzzy display or number skip.	No battery or incorrect installation of battery.	Reinstall battery or replace battery.
“Error” (error) warning.	Digital level has tilted forward or back by over 15°	Place on a stationary surface or Place digital level on it's base.
Number skip or frozen display.	Internal error.	Remove battery wait 1 minute and replace.
Erratic display.	Low voltage.	Replace the battery.

MAINTENANCE ⚠

Please use only Trend original spare parts and accessories.

The digital level has been designed to operate for a long period of time with the minimum of maintenance. Continual satisfactory operation depends upon proper tool care and regular cleaning. To guarantee the accuracy do not drop or cause other forms of impact on the level box.

Cleaning

- Clean with a soft cloth. Do not use an organic solvent to clean the level box. Take care to protect against water and corrosion. Do not disassemble.

Storage

- Return to its storage case and/or packaging after use. Store in a dry place. Always remove the battery before storing the instrument.

GUARANTEE

All Trend products guaranteed against any defects in either workmanship or material, except products that have been damaged due to improper use or maintenance.

ENVIRONMENTAL PROTECTION ♻

Recycle raw materials instead of disposing as waste. Packaging should be sorted for environmental-friendly recycling.

-  Separate collection. This product must not be disposed of with normal household waste.

Household User

Local regulations may provide for separate collection of electrical products from the household, at municipal waste sites or by the retailer when you purchase a new product. Please call Trend Customer Services for advice on how to dispose of unwanted Trend electrical product in an environmentally safe way or visit www.trend-uk.com

Business User

Please call Trend Customer Services for advice on how to dispose of unwanted Trend electrical product in an environmentally safe way or visit www.trend-uk.com

Batteries and the Environment



Alkaline batteries are recyclable, so do not throw them away with your household waste. They may end up in an incinerator or landfill, which must be avoided. Instead, take the batteries to a Trend Service Agent, your local Stockist or a local recycling station. If necessary, contact your local municipality for disposal information. The collected batteries will be disposed of properly and/or used for recycling purposes.

TECHNICAL DATA

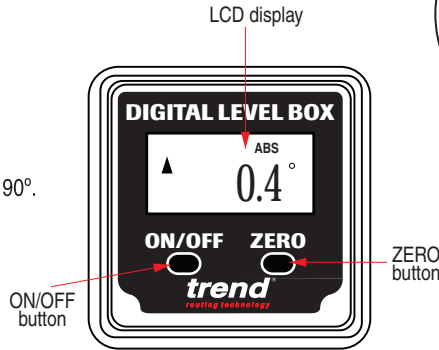
Accuracy: ±0.2° for all angles.
Resolution: 0.1°
Working Range 4 X 90°
Working Temperature: 0°C--+50°C
Working Humidity: <85%RH
Battery: AAA - LR03 Alkaline 1.5V
Power: Life Continuous Working: 50 hours without backlight.
Weight: 84g
Auto Shutdown Time: 5 minutes
Auto Shutdown Backlight Time: .30 seconds after no operation, no moving.

The attention of UK users is drawn to The Provision and Use of Work Equipment Regulations 1988, and any subsequent amendments. Users should also read the HSE/HSE Safe Use of Woodworking Machinery Approved Code of Practice and Guidance Document and any amendments. Users must be competent in using woodworking equipment before using our products.

Our policy of continuous improvements mean that specifications may change without notice. Trend Machinery & Cutting Tools Ltd cannot be held liable for any material rendered unusable, or for any form of consequential loss.

DIGITAL LEVEL BOX

- Automatic LCD backlight.
- Measures in relative* and absolute** measurements.
- Angle display in degrees.
- Working range of angle measurement 4 x 90°.
- Automatic digital inversion for overhead measurements.
- Magnetic base.
- Absolute level sensor.
- Includes 1 x AAA 1.5V Alkaline battery.



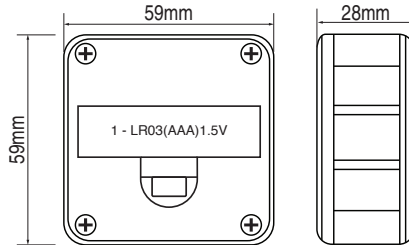
Read out accuracy: $\pm 0.2^\circ$ for all angles
 Resolution: 0.1°
 Auto shutdown time: 5 minutes
 Auto shutdown backlight: 30 seconds
 Weight: 84g



**Backlight
LCD**



**Storage
Case**



* Relative mode allows operator to measure difference between two objects.

**Absolute mode measures the angle between a flat surface and the first object.

GB Trend Machinery & Cutting Tools Ltd.
 Tel: 0044(0)1923 249911
 technical@trendm.co.uk
 www.trend-uk.com

USA Trend Routing Technology Inc.
 Tel: 336 292 5051
 technical@trend-usa.com
 www.trend-usa.com



© Copyright Trend 2016. E&OE.
 ® All trademarks acknowledged.

Product Ref.
DLB



5 027654 054109 >