

DIAMOND WHETSTONE HONING GUIDE

- For use with diamond sharpening bench stones.
- Consistently maintains sharpening angle of 25° and 30°.
- For bevel edge chisels and plane irons.
- Quick set up.
- Self centre clamping.

Intended Use

This accessory is intended to be used with a diamond bench or workshop stone to sharpen plane irons or chisels.

Please use only Trend original spare parts and accessories.

Bevel Edge
Chisel Size



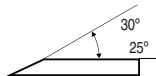
Min. 6.35mm
Max. 32mm

Plane
Iron Size



Max. 65mm

Bevel



**Trend Machinery &
Cutting Tools Ltd.**
Tel: 0044(0)1923 249911
technical@trendm.co.uk
www.trend-uk.com



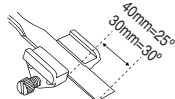
DIAMOND WHETSTONE HONING GUIDE

**Consistently maintains
sharpening angle of
bevel edge chisels and
plane irons.**

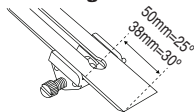
**FOR USE WITH A DIAMOND SHARPENING
BENCH STONE**

- Quick set up.
- Self centre clamping.
- Sharpening angle 25° and 30°.
- For blade widths 6.35mm to 65mm.

Set Up Bevel Edge Wood Chisel



Smoothing Plane Iron



Honing Angle

