




DC400
Tail Guide Spacer
DC400/05

Please
read carefully
before use

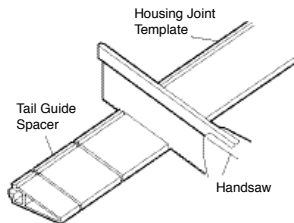


TAIL GUIDE SPACER
REF. DC400/05

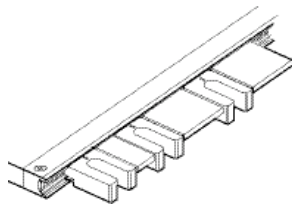
Thank you for purchasing this Trend product, which will give lasting performance if used in accordance with these instructions.

In this package you will find one tail guide spacer which can be used as a spacer by cutting down and placing between the tail guides to prevent routing between pin sockets on the DC400 Dovetail Centre.

To Make Tail Guide Spacers



Cut tail guide spacers to the length required.



Install between tail guides. Install from above with the angled side facing down (snap down).

© Trend Machinery & Cutting Tools Ltd. 2004 E&OE

Trend Machinery & Cutting Tools Ltd.

Odhams Trading Estate St Albans Road
Watford WD24 7TR England

Enquiries _____ 0800 487 363

Technical Support: _____ 01923 224681

Fax: _____ 01923 236879

Email: _____ mailserver@trendm.co.uk

Web: _____ www.trendmachinery.co.uk



RS 28982
Stockholding
& Supply



RECYCLABLE

Safety Steps

1. Always wear eye protection such as goggles, ear protection and use effective respiratory protection.
2. Before making adjustments to the router, like changing the cutter, make sure the power is isolated correctly.
3. Before re-connecting to the mains supply, make sure the power switch on the router is in the 'off' position.
4. Do not switch on the router with the cutter in contact with the workpiece.
5. Before making adjustments always allow the cutter to stop rotating.
6. When routing keep your hands, hair and clothing clear of the cutter.
7. Make sure you follow the instructions which came with your router.
8. Ensure all visors, guards and dust extraction are fitted.
9. Trial cuts should be made in waste material before starting any project.

All Trend products guaranteed against any defects in either workmanship or material, except products that have been damaged due to improper use or maintenance.

Our policy of continuous improvements mean that specifications may change without notice. Trend Machinery & Cutting Tools Ltd. cannot be held liable for any material rendered unusable, or for any form of consequential loss.



5 027654 529386 >