



**AIR/PRO
Ear Defenders
AIR/P/6**



trend
routing technology

INST/AIR/P/6 v1.0

Please
read carefully
before use

**AIR/PRO EAR DEFENDERS
REF. AIR/P/6**

Thank you for purchasing this product, which should give lasting performance if used in accordance with these instructions.

The following symbols are used throughout these instructions.



Denotes risk of personal injury, loss of life or damage to the tool in case of non-observance of the instructions.



Refer to the instruction manual of your power tool.

INTENDED USE

This cap mounted passive earmuff (ear defender) accessory is intended to be used with the Trend Airshield Pro powered respirator to provide ear protection.

SAFETY

Please read and understand these instructions before use.

PLEASE KEEP THESE INSTRUCTIONS IN A SAFE PLACE.

FITTING INSTRUCTIONS & USE

For greatest protection and comfort, this product should be:-

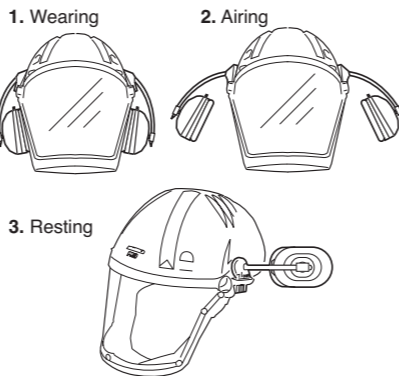
- Used, fitted and taken care of in accordance with these instructions.
- Regularly inspected for wear and damage.



It is important that the instructions are adhered to. If not, the protection afforded by the ear defenders will be severely impaired.

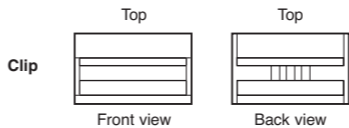
Positions

The ear defenders once fitted to the Airshield Pro can be positioned in three ways.



Fitting Fixing Clip to Ear Defender

The Airshield Pro includes a pair of special fixing clips to allow the ear defenders to be fitted.



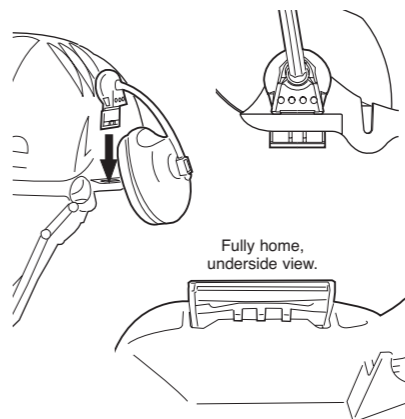
1. Swing arm of the ear defender out of the way to resting position and fit fixing clip to bracket as shown.



2. Once clip is fitted, swing arm back to airing position.
3. Repeat for other ear defender.

Fitting Ear Defenders to AIR/PRO

1. Slide arm with fixing clip fitted into slot in Airshield Pro from the top.
2. Push down until fixing clip locks into position.



3. Swing arm to airing position.
4. Repeat for other ear defender.

PTO

© Trend Machinery & Cutting Tools Ltd. 2007 E&OE
© All trademarks acknowledged

Trend Machinery & Cutting Tools Ltd.
Odhams Trading Estate St. Albans Road
Watford WD24 7TR England
Enquiries: _____ 0800 487363
Technical Support: 0044 (0) 1923 224681
Fax: _____ 0044 (0) 1923 236879
Email: _____ enquiry@trendm.co.uk
Web: _____ www.trend-uk.com



RS 28982
Stockholding
& Supply



RECYCLABLE

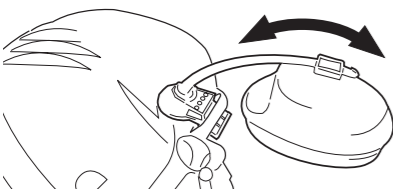
WEARING

With ear defenders fitted to the Airshield Pro follow these steps for correct fit and maximum hearing protection:-

1. Smooth hair away from ear.



2. Pull ear cups down to the lowest position and then into airing position.



3. Place the Airshield Pro onto your head following instructions supplied with the unit.

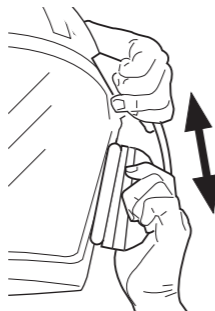
4. Move ear defenders from airing position to wearing position.

Place ear cups securely over ears (ensuring ears are fully enclosed).



Ears must be fully enclosed.

5. Adjust side arms on each side for comfortable fit.

**Removal**

1. Move ear defenders to resting position.
2. Remove Airshield Pro from head.
3. Gently push up ear defender arm to remove assembly from slot.

MARK**Approvals Tested to EN352-3**

Freq Hz	63	125	250	500	1000	2000	3000	8000	H	M	L	SNR
Mean value	13.4	12.1	16.1	27.5	32	34.5	30.7	36.5				
1 std. deviation	2.5	2.9	2.6	3.1	3.4	4.2	3.0	1.5	30	24	16	26
APV	10.9	9.2	13.5	24.4	28.6	30.3	27.7	35.0				

The appropriate CE mark can be found on the cups. Type certificate was issued by BIA.

Tested to ANSI S3.19-1974

Freq Hz	125	250	500	1000	2000	3150	4000	6300	8000	CSA	NRR
Mean value	11.5	17.4	29.9	32.4	36.6	38.4	39.8	37.0	37.9	B	22
1 std. deviation	2.8	2.8	3.1	2.5	2.5	2.3	1.9	2.7	2.7		

NRR = 22 dB

Headband force = 2.1lbs

Certified to NVLAP by Michael & Associates Inc.

Tested to AS/NZS 1270

Freq Hz	125	250	500	1000	2000	4000	8000	Class	SLC80
Mean value	10.0	15.9	25.1	29.9	33.9	35.1	35.8	5	27
1 std. deviation	1.8	1.8	1.9	2.4	3.0	2.0	2.9		
Mean - dev	8.2	14.1	23.2	27.5	30.9	33.1	32.9		

Method of Calculating Noise Level Perceived

Hearing protectors class X tested to AN/NZS 1270. When selected, used and maintained as specified in AS/AZS 1269, these protectors may be used in noise up to Y dB(A) assuming an 85 dB(A) criterion. A lower criterion may require a higher protection class.

Earmuff Class 5 Y=110 dB(A).

Australian standard certified by Lic No. 1680.

Weight

180 gms

6.2 oz

MAINTENANCE**Care**

- Ear defenders and cushions should be regularly examined for signs of wear. Clean with a dilute solution of mild detergent. Use only cleaning agents known to be harmless to the skin.
- This product may be adversely affected by certain chemical products. For more information contact the manufacturer Hellberg Safety AB (Scott Health & Safety).

Storage

- Ear defenders should be stored in a clean and dry environment. For this purpose keep the bag the product came in.

ENVIRONMENTAL PROTECTION

Recycle raw materials instead of disposing as waste.

Packaging should be sorted for environmental-friendly recycling. The product and its accessories at the end of its life should be sorted for environmental-friendly recycling.

GUARANTEE

All Trend products are guaranteed against any defects in either workmanship or material, except products that have been damaged due to improper use or maintenance.

The Protector earmuffs are manufactured by Hellberg Safety AB. Distributed in UK by Scott Health & Safety.

The specifications and performance information for this product may be changed without notice. Since the use of this information and conditions in which the product is used are beyond the control of Protector Technologies/Hellberg Safety and Trend Machinery & Cutting Tools Ltd., it is the obligation of the user to determine the correct selection and safe use of this product.

To the extent that the law permits, any liability which may be incurred as a result of the use of or failure of a product sold by the Protector Technologies/Hellberg Safety and Trend Machinery & Cutting Tools Ltd. is limited to the cost of repairing or replacing the failed product and does not extend to any loss or damage which may be caused as consequence of such use or failure.

Protector Technologies/Hellberg Safety and Trend Machinery & Cutting Tools Ltd. shall in no event be liable to corporations for economic loss of profits in direct, special or consequential damages.