

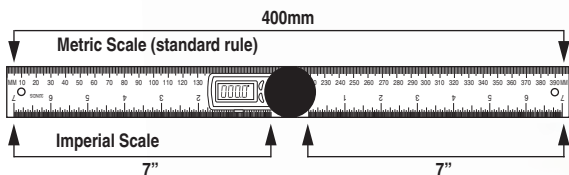
# DIGITAL ANGLE RULES

Calculate angles quickly and accurately.

- Digital display for angles.
- Two sizes 7" and 18-1/2" with two stainless steel rules with metric and imperial scale.
- Measuring range from 000.0° to 360.0° with an accuracy of 0.3°.
- Rule locking function.
- Ideal for woodworking, construction and machining.
- Easy operation with two press buttons.
- Auto-shut off in 6 minutes.
- Includes CR2032 3v Lithium battery.

Product Reference:


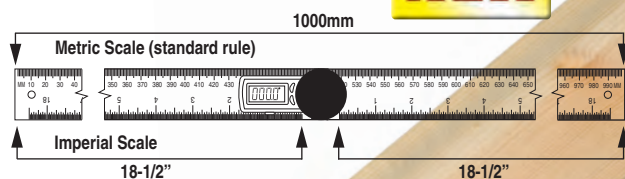
**U\*DAR/200** (7")



Product Reference:

**U\*DAR/500** (18-1/2")

**NEW**



Angle Finder



Angle Rule



Internal & External Angle Finder


# ANGLEFIX GUIDE

**HALVES THE ANGLE**

Patent No. PCT WO 00/67969


**Halves the angle for miter joints. Use for miter cutting of frames, skirting, architrave and beading as well as basic marking out.**

- Halves angles to achieve correct cutting angle before cutting miters.
- Use for miter cutting of frames, skirting (not tall skirting), architraves and beading.
- Sets internal and external angles.
- Can be used with hand miter and snip-off saws.

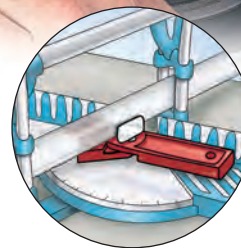


Product Reference:

**U\*ANGLEFIX**



Position the tool in the unknown angle and the metal flag automatically halves the angle.



Position the long part parallel to the workpiece and set the sawblade parallel to the metal flag.



The result is a perfect fit.