

**NEW**

# ROUTABOUT HOLE CUTTER


Patent No. GB2238751

**"ACCESS HOLES MADE EASY"**

Router not included.



**Compatibility**  
www.trend-usa.com/compatibility



**Special TC Router Bit**

Unique designed bit with built in depth guiding bearing fitting to shank.



**Setting-up**

The diameter of the finished access hole will be 10". Carefully mark the centre point of the circle, if possible positioning the access hatch between the floor joists. Screw the Routabout jig to the floor using a single No. 8 particle board screw at the centre point to act as a pivot.




**Routing Procedure**

With the guide bush and bit fitted to the router, place onto the template. The depth is automatically set by a top guide bearing attached to the bit body. Rotate the router around the centre screw in a clockwise direction, cutting to the full depth in a series of shallow steps until the bit breaks through.



**Completed Cut**

When cut, the waste piece is supported by the wings of the jig. The stepped bit automatically cuts a rebated edge on the waste piece as well as around the edge of the hole.



**End Result**

Fit the plastic insert ring into the access hole and turn the waste piece over. Drop it into the ring and it will lay flush with the floor surface.

## Access to pipes & cables beneath chipboard & plywood floors in seconds. For builders, plumbers & electricians.

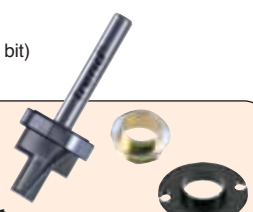
- A 10" diameter opening can be cut and made good in seconds.
- Designed for use in new or existing 0.70" (nominal 3/4") and 7/8" chipboard or similar floors.
- Cuts only the thickness of the board.
- No waste, the piece cut out is used to make good the floor.
- All you need is a plunge router (1HP or above) with a 1/4" collet.
- 1/4" shank TCT router bit included.
- A Unibase may be required for certain makes and models of router.

**ROUTABOUT KITS:**  
for Nominal 3/4" (0.70 inch) thick Floors  
**U\*RBT/1** (with 1/4" shank bit)

for 7/8" Thick Floors  
**U\*RBT/3** (with 1/4" shank bit)

**Includes:**

- 1 x Routabout Template
- 3 x Spacer Rings
- 1 x Special TCT Router Bit
- 1 x 1-3/16" Screw-on & Euro Style Guide Bush



**Optional Accessories:**

**Universal Sub-base**  
Certain makes & models of routers will require a Unibase to accept the Euro Style guide bushes.  
**U\*UNIBASE**



**Replacement Parts:**

**Euro Style Guide Bush 1-3/16"**  
Euro Style.  
**U\*GB30**



**Screw-on Guide Bush 1-3/16"**  
**U\*GB/US/30**



**Replacement Rings for Nominal 3/4" (0.70 inch) Thick Floors**  
**U\*RBTRNG18/10** (pack of 10)

for 7/8" Thick Floors  
**U\*RBTRNG22/10** (pack of 10)



**Replacement Bits for Nominal 3/4" Thick Floors**  
**U\*RBT/CUT/1** (with 1/4" shank)

for 7/8" Thick Floors  
**U\*RBT/CUT/3** (with 1/4" shank)



**Replacement Template**  
**U\*RBT/PLATE**