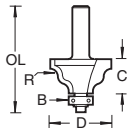


Guided Wavy Edge

An interesting and attractive mould with a unique wavy effect, using chords of the radius.



Creates decorative edge for plaques.




R inch	D inch	C inch	B inch	OL inch	Product Ref.	Shank Diameter
5/32	1-1/4	5/8	1/2	2-1/4	U*T279	1/4" ✓

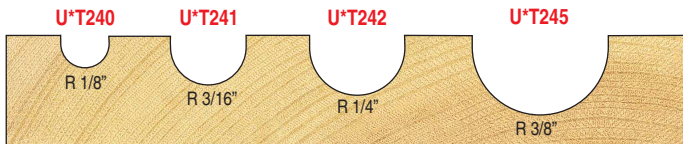
RADIUS & COVE

Core Box

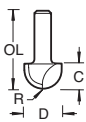
For coves and part of a rule joint.



Ref. U*T241




R inch	D inch	C inch	OL inch	Product Ref.	Shank Diameter 1/4"	Shank Diameter 1/2"
1/8	1/4	1/4	1-7/8	U*T240	✓	-
3/16	3/8	1/4	1-1/2	U*T241	✓	-
1/4	1/2	3/8	1-1/2	U*T242	✓	✓
3/8	3/4	7/16	1-1/2	U*T245	✓	✓
1/2	1	5/8	1-7/8	U*T246	✓	-
1/2	1	3/4	2-3/16	U*T247	-	✓

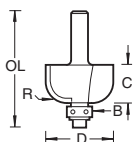
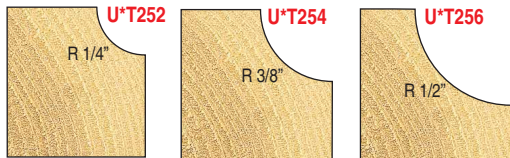


Guided Cove

Ideally suited for cutting radiused edges at speed.



Ref. U*T252



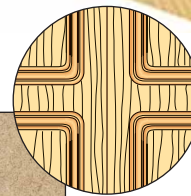

R inch	D inch	C inch	B inch	OL inch	Product Ref.	Shank Diameter 1/4"
1/4	7/8	1/2	3/8	2	U*T252	✓
3/8	1-1/8	1/2	3/8	2	U*T254	✓
1/2	1-3/8	5/8	3/8	2-1/8	U*T256	✓

✓ Denotes availability

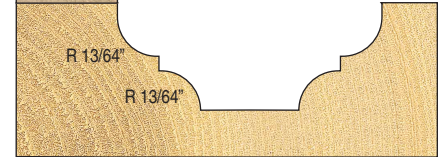
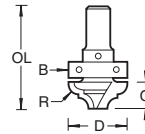
PANEL MOULD

Shank Mounted Guided Classic Panel

Ideal for following template. It is advisable that the template is at least 3/4" thick.



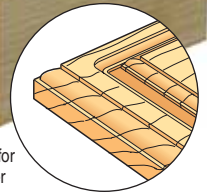
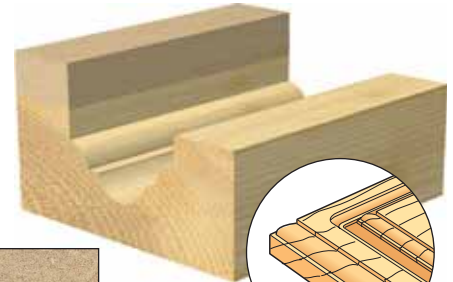
Ideal for solid panel wardrobe doors.



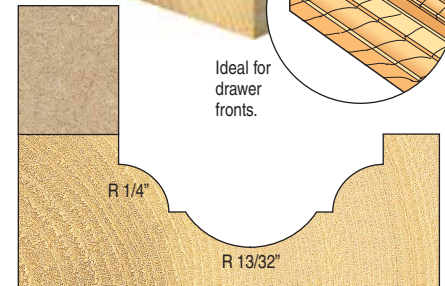
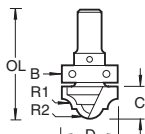
R1 inch	D inch	C inch	B inch	OL inch	Product Ref.	Shank Diameter 1/2"
13/64	1-3/8	9/16	1-3/8	2-5/8	U*T281	✓

Shank Mounted Guided Classic Decor

Ideal for following template. It is advisable that the template is at least 3/4" thick.



Ideal for drawer fronts.



R1 inch	R2 inch	D inch	C inch	B inch	OL inch	Product Ref.	Shank Diameter 1/2"
1/4"	13/32"	1-3/8	9/16	1-3/8	2-5/8	U*T291	✓