



NEW DIGITAL ANGLE RULE

Calculates angles quickly & accurately.

- Digital display for angles.
- Two 7" stainless steel rules with metric/imperial scale.
- Measuring range from 000.0° to 360.0° with an accuracy of 0.3°.
- Rule locking function.
- Ideal for woodworking, construction & machining.
- Easy operation with two press buttons.
- Auto-shut off in 6 minutes.
- Includes CR2032 3v Lithium battery.



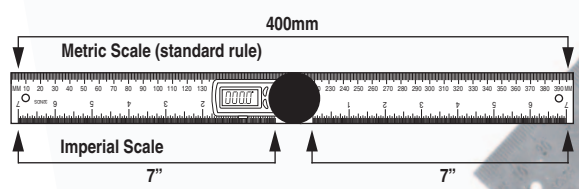
Angle Finder



Angle Rule



Internal & External Angle Finder



Product Reference:
U*DAR/200

ANGLEFIX GUIDE

Patent No. PCT WO 00/67969


Halves the angle for miter joints. Use for miter cutting of frames, skirting, architrave & beading as well as basic marking out.

- Halves angles to achieve correct cutting angle before cutting miters.
- Use for miter cutting of frames, skirting (not tall skirting), architraves and beading.
- Sets internal and external angles.
- Can be used with hand miter and snip-off saws.

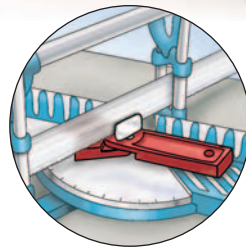


Automatically halves the angle.

Product Reference:
U*ANGLEFIX



Position the tool in the unknown angle and the metal flag automatically halves the angle.



Position the long part parallel to the workpiece and set the sawblade parallel to the metal flag.



The result is a perfect fit.