




Parts Information:  
**Hydraulic Body Repair Kit Special 10ton  
 SuperSnap® Type  
 Model No: RE83/10.V2-KIT**



Item	Part No.	Description
1	610/BMC	Carry Case
A2	610/A2	SuperSnap Tube Extension 560mm
A3	610/A3	SuperSnap Tube Extension 480mm
A4	610/A4	SuperSnap Tube Extension 280mm
A5	610/A5	Tube Adaptor 125mm
A6	610/A6	Tube Adaptor 75mm
7	610/7	Serrated Saddle
8	610/8	Male Connector
9	610/9	Male Adaptor
10	610/10	Female Adaptor
11	RE97.10-A13	Wedge Ram
12	610/12	Rubber Head

Item	Part No.	Description
13	610/13	Flat Base
14	610/14	Ram Toe
15	610/15	Plunger Toe
16	610/16	Wedge Head
17	610/17	V-Base 90°
40	610/40	Hydraulic Pump
41	610/41	Push Ram
42	RE97.10-03	Hose Assembly
--	610-BMCC	Blow Mould Case (No Wheels)(Not Shown)
--	610/RK	Repair Kit, Pump (Not Shown)
--	610/COUPLING	Coupling (Not Shown)

**NOTE:** It is our policy to continually improve products and as such we reserve the right to alter data, specifications and component parts without prior notice. There may be alternative versions of this product, please contact us should you require this information.

**IMPORTANT:** No liability is accepted for incorrect use of product. Spare parts must be fitted by a competent person

**WARRANTY:** Guarantee is 12 months from purchase date, proof of which will be required for any claim.

Sealey Group, Kempson Way, Suffolk Business Park, Bury St Edmunds, Suffolk. IP32 7AR



01284 757500



01284 703534



sales@sealey.co.uk

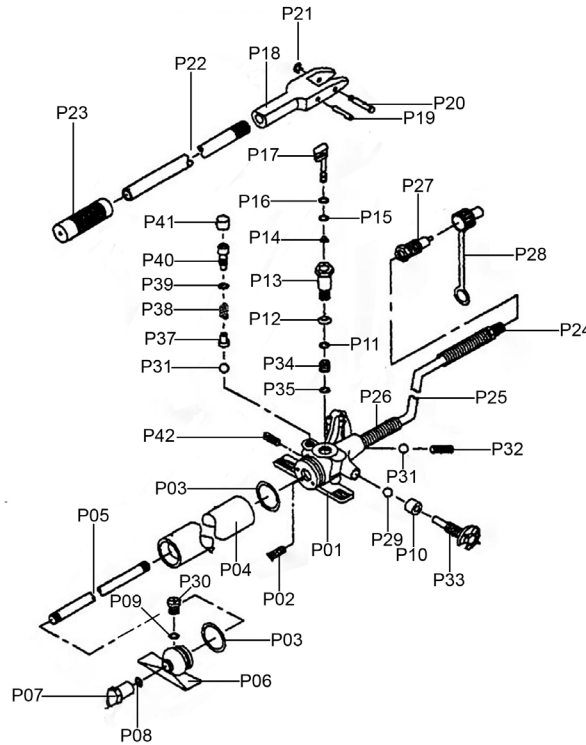


www.sealey.co.uk



Parts Information:  
**Hydraulic Body Repair Kit Special 10ton  
 SuperSnap® Type  
 Model No: RE83/10.V2-KIT**

**PUMP & HOSE  
 ASSEMBLY**



Item	Part No.	Description
P01	610/PJ01	Pump Housing
P02	610/PJ02	Filter
P03	610/PJ03	O-Ring
P04	610/PJ04	Reservoir, Pump
P05	610/PJ05	Screw
P06	610/PJ06	Pump Foot
P07	610/PJ07	Retaining Cap
P08	610/PJ08	O-Ring
P09	SA316.10	O-Ring
P10	610/PJ10	Spacer
P11	610/PJ11	O-Ring
P12	610/PJ12	Washer, Dished M20 x 30mm
P13	610/PJ13	Cylinder
P14	610/PJ14	Filter Ring
P15	610/PJ15	O-Ring
P16	610/PJ16	Split Washer, Nylon M7
P17	610/PJ17	Plunger
P18	610/PJ18	Handle Fork
P19	610/PJ19	Pin, Pivot Arm 1
P20	610/PJ20	Pin, Pivot Arm 2
P21	DAS150TV5-11	Circlip

Item	Part No.	Description
P22	610/PJ22	Pump Handle
P23	610/PJ23	Grip, Rubber Sleeve
P24	610/PJ24	Oil Fitting
P25	610/PJ25	Hose
P26	610/PJ26	Spring
P27	610/PJ27	Coupling
P28	610/PJ28	Dust Cap
P29	SB-4.7	Steel Ball
P30	610/PJ30	Screw
P31	SB-5.0	Steel Ball
P32	610/PJ32	Spring, Conical
P33	610/PJ33	Stem, Release Valve
P34	610/PJ34	Valve
P35	610/PJ35	Washer M8
P37	610/PJ37	Stem
P38	610/PJ38	Spring
P39	610/PJ39	O-Ring
P40	610/PJ40	Screw
P41	610/PJ41	Cap
P42	610/PJ42	Screw, Safety Valve
--	610/PJ27-28	Coupling (c/w Dust Cap)(Not Shown)

**NOTE:** It is our policy to continually improve products and as such we reserve the right to alter data, specifications and component parts without prior notice. There may be alternative versions of this product, please contact us should you require this information.

**IMPORTANT:** No liability is accepted for incorrect use of product. Spare parts must be fitted by a competent person

**WARRANTY:** Guarantee is 12 months from purchase date, proof of which will be required for any claim.

**Sealey Group**, Kempson Way, Suffolk Business Park, Bury St Edmunds, Suffolk. IP32 7AR



01284 757500



01284 703534



sales@sealey.co.uk

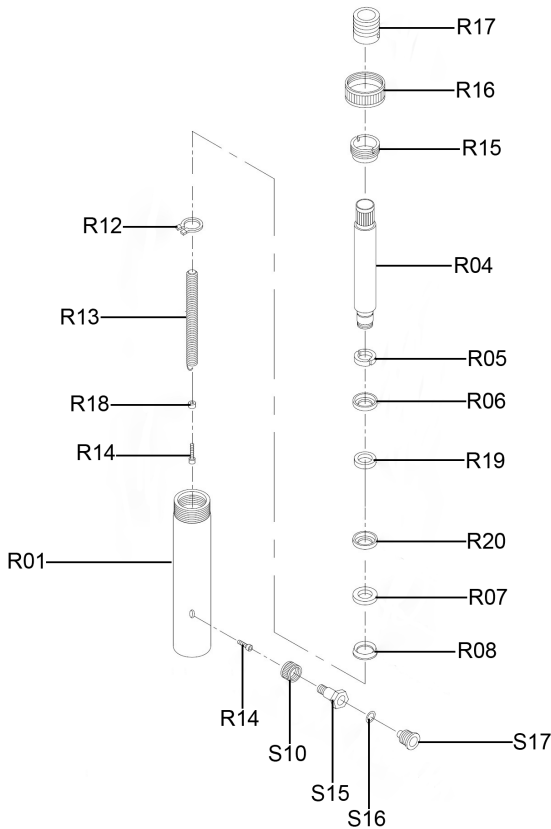


www.sealey.co.uk



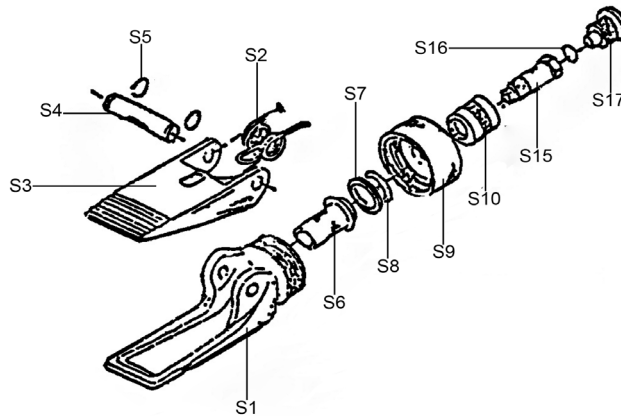
Parts Information:  
**Hydraulic Body Repair Kit Special 10ton  
 SuperSnap® Type  
 Model No: RE83/10.V2-KIT**

**RAM  
 ASSEMBLY**



Item	Part No.	Description
R01	610.RJ01MA	Cylinder
R04	610.RJ04B	Ram
R05	610/RJ05	Half Bush
R06	610/RJ06	Bushing
R07	610.RJ07B	Cap
R08	610.RJ08B	Y-Seal
R12	610.RJ12B	Snap Ring
R13	610/RJ13	Spring
R14	610/RJ14	SKT Hd. Screw Kit (M6 x 30mm & M6 x 20mm)
R15	610/RJ15	Ring
R16	610/RJ16	Protecting Cap SS
R17	610.RJ17N	Protecting Cap
R18	610/RJ18	Bushing
R19	610.RJ19B	Bearing
R20	610.RJ20B	Bearing
S10	610/SJ10	Coupling Ring
S15	610.SJ15A	Clamping Bolt
S16	610/SJ16	O-Ring
S17	610/SJ17	Dust Cap
--	610.4I-RK	Repair Kit, Push Ram (Not Shown)

**SPREADER ASSEMBLY**



Item	Part No.	Description
S1	610/SJ01	Duck Bill, Lower
S2	610/SJ02	Spring
S3	610/SJ03	Duck Bill, Upper
S4	610/SJ04	Pivoting Pin
S5	AK467DXP.24	Circlip
S6	610/SJ06	Piston
S7	610/SJ07	Cup Seal

Item	Part No.	Description
S8	610/SJ08	Washer, Rubber
S9	610/SJ09	End Cap
S10	610/SJ10	Coupling Ring
S15	610/SJ15	Bolt M13 x 25mm
S16	610/SJ16	O-Ring
S17	610/SJ17	Dust Cap

**NOTE:** It is our policy to continually improve products and as such we reserve the right to alter data, specifications and component parts without prior notice. There may be alternative versions of this product, please contact us should you require this information.

**IMPORTANT:** No liability is accepted for incorrect use of product. Spare parts must be fitted by a competent person

**WARRANTY:** Guarantee is 12 months from purchase date, proof of which will be required for any claim.

Sealey Group, Kempson Way, Suffolk Business Park, Bury St Edmunds, Suffolk. IP32 7AR



01284 757500



01284 703534



sales@sealey.co.uk



www.sealey.co.uk